FISCHER PROFIL*

Manufacturing Programme/Load Tables

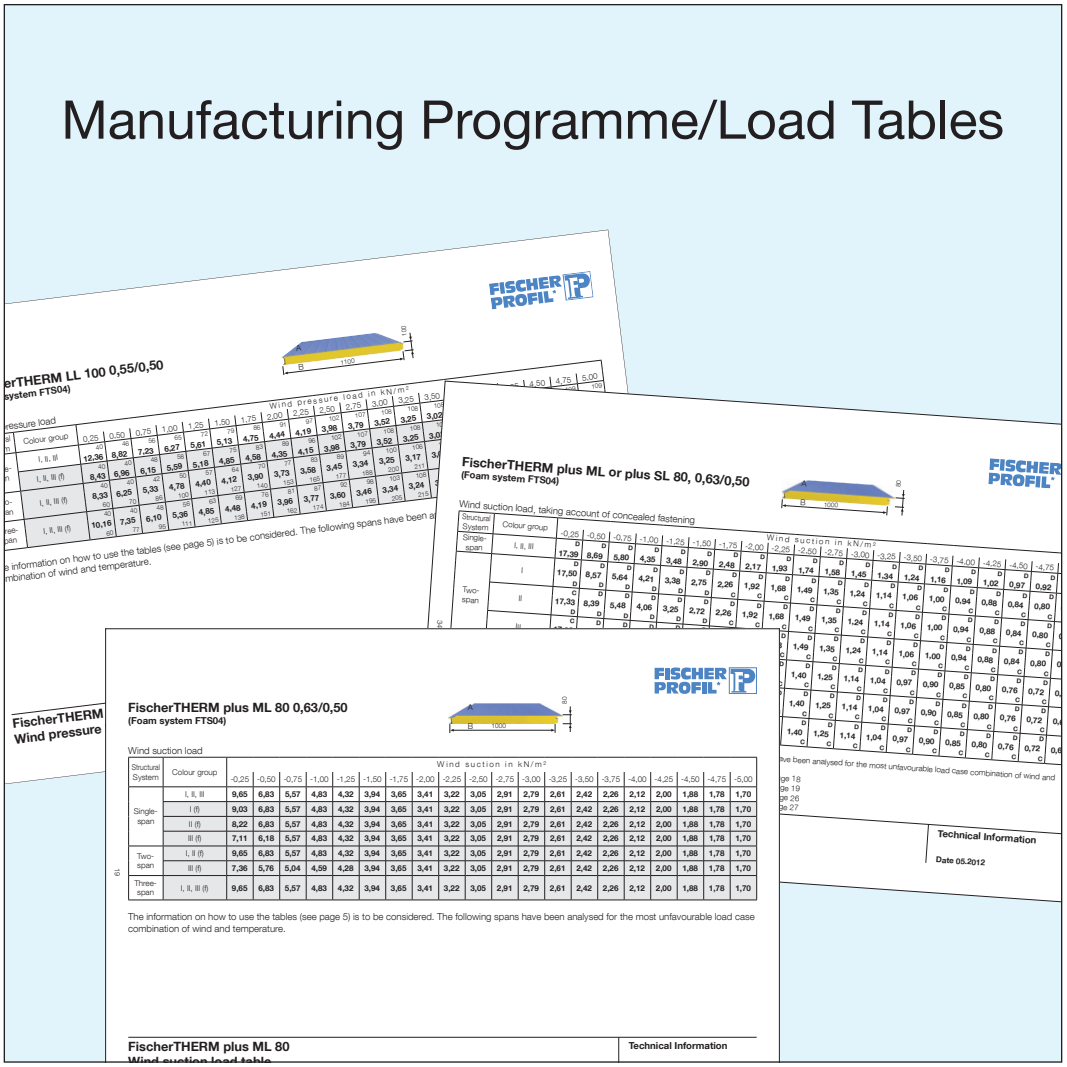

FischerTHERM LL 100 0,55/0,50
(Foam system FTS04)

Wind pressure load in kN/m²

Structural System	Colour group	0,25	0,50	0,75	1,00	1,25	1,50	1,75	2,00	2,25	2,50	2,75	3,00	3,25	3,50
Single-span	I, II, III	12,36	8,82	7,23	6,27	5,61	5,13	4,75	4,44	4,19	3,98	3,79	3,52	3,25	3,02
	I, II, III (f)	8,43	6,96	5,15	5,59	5,18	4,85	4,58	4,35	4,15	3,98	3,79	3,52	3,25	3,02
Two-span	I, II, III (f)	8,33	6,25	5,33	4,78	4,40	4,12	3,90	3,73	3,58	3,45	3,34	3,25	3,17	3,4
Three-span	I, II, III (f)	10,16	7,35	6,10	5,36	4,85	4,48	4,19	3,96	3,77	3,60	3,46	3,34	3,24	3

The information on how to use the tables (see page 5) is to be considered. The following spans have been a
combination of wind and temperature.

FischerTHERM plus ML or plus SL 80, 0,63/0,50
(Foam system FTS04)

Wind suction load, taking account of concealed fastening

Wind suction in kN/m²

Structural System	Colour group	-0,25	-0,50	-0,75	-1,00	-1,25	-1,50	-1,75	-2,00	-2,25	-2,50	-2,75	-3,00	-3,25	-3,50	-3,75	-4,00	-4,25	-4,50	-4,75
Single-span	I, II, III	17,39	8,69	5,80	4,35	3,48	2,90	2,48	2,17	1,93	1,74	1,58	1,45	1,34	1,24	1,16	1,09	1,02	0,97	0,92
	I	17,50	8,57	5,64	4,21	3,38	2,75	2,26	1,92	1,68	1,49	1,35	1,24	1,14	1,06	1,00	0,94	0,88	0,84	0,80
Two-span	II	17,33	8,39	5,48	4,06	3,25	2,72	2,26	1,92	1,68	1,49	1,35	1,24	1,14	1,06	1,00	0,94	0,88	0,84	0,80
	III																			

ve been analysed for the most unfavourable load case combination of wind and

ge 18
ge 19
ge 26
ge 27

Technical Information
Date 05.2012

FischerTHERM plus ML 80 0,63/0,50
(Foam system FTS04)

Wind suction load

Wind suction in kN/m²

Structural System	Colour group	-0,25	-0,50	-0,75	-1,00	-1,25	-1,50	-1,75	-2,00	-2,25	-2,50	-2,75	-3,00	-3,25	-3,50	-3,75	-4,00	-4,25	-4,50	-4,75	-5,00
Single-span	I, II, III	9,65	6,83	5,57	4,83	4,32	3,94	3,65	3,41	3,22	3,05	2,91	2,79	2,61	2,42	2,26	2,12	2,00	1,88	1,78	1,70
	I (f)	9,03	6,83	5,57	4,83	4,32	3,94	3,65	3,41	3,22	3,05	2,91	2,79	2,61	2,42	2,26	2,12	2,00	1,88	1,78	1,70
	II (f)	8,22	6,83	5,57	4,83	4,32	3,94	3,65	3,41	3,22	3,05	2,91	2,79	2,61	2,42	2,26	2,12	2,00	1,88	1,78	1,70
	III (f)	7,11	6,18	5,57	4,83	4,32	3,94	3,65	3,41	3,22	3,05	2,91	2,79	2,61	2,42	2,26	2,12	2,00	1,88	1,78	1,70
Two-span	I, II (f)	9,65	6,83	5,57	4,83	4,32	3,94	3,65	3,41	3,22	3,05	2,91	2,79	2,61	2,42	2,26	2,12	2,00	1,88	1,78	1,70
	III (f)	7,36	5,76	5,04	4,59	4,28	3,94	3,65	3,41	3,22	3,05	2,91	2,79	2,61	2,42	2,26	2,12	2,00	1,88	1,78	1,70
Three-span	I, II, III (f)	9,65	6,83	5,57	4,83	4,32	3,94	3,65	3,41	3,22	3,05	2,91	2,79	2,61	2,42	2,26	2,12	2,00	1,88	1,78	1,70

The information on how to use the tables (see page 5) is to be considered. The following spans have been analysed for the most unfavourable load case combination of wind and temperature.

FischerTHERM plus ML 80
Wind suction load table

Technical Information

FischerTHERM
(Foam system FTS04)

FischerFIREPROOF
(Foam system FTS02)

* An enterprise of **Tata Steel**

Contents

	Page
Manufacturing Programme	3
Colour groups	4
FischerTHERM Foam system FTS04	
information on wall element tables	5
FischerTHERM LL40–LL120	6 - 15
FischerTHERM plus ML60–ML120	16 - 23
FischerTHERM plus SL60–SL120	24 - 31
information on FischerTHERM plus wall element tables	32
FischerTHERM plus ML or plus SL 60–100	33 - 36
FischerTHERM TL65–TL85	37 - 40
FischerTHERM WL80–WL100	41 - 44
information on roof element tables	45
FischerTHERM DL70–DL160	46 - 51
FischerFIREPROOF Foam system FTS02	
information on wall element tables	52
FischerFIREPROOF LL100	53 - 54
information on roof element tables	55
FischerFIREPROOF DL140	56

FischerTHERM – Product Range

Wall clading elements

FischerTHERM[1)]*

LL 40
LL 60
LL 80
LL 100
LL 120 new

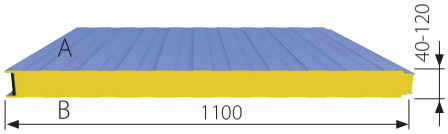

FischerTHERM plus [1)]

SL/ML 60
SL/ML 80
SL/ML 100
SL/ML 120 new

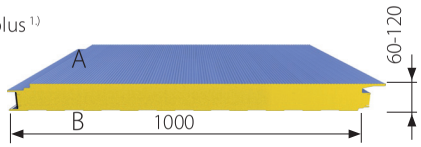

FischerTHERM **

TL 65
TL 85

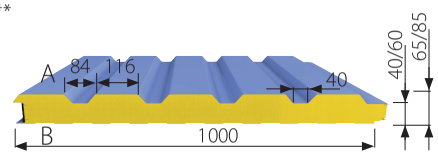

A = Outer skin B = Inner skin

Wall clading elements

FischerTHERM

WL 80
WL 100

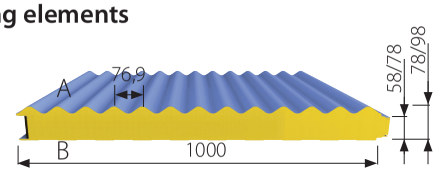

Roof elements

FischerTHERM

DL 70
DL 80
DL 100
DL 120
DL 140
DL 160

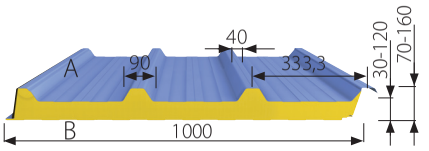

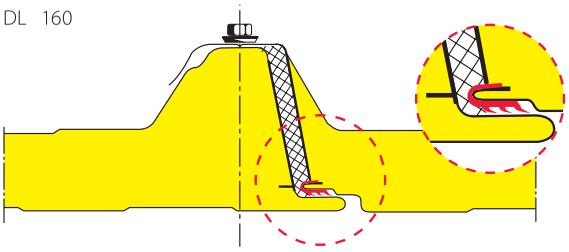

On request, FischerTHERM roof elements are available with an additional sealing strip in the longitudinal joint.

[1)] Other combinations of surface designs see brochure FischerTHERM page 7.

* From 1000 m² also available in 1000 mm construction width. Please enquire about coating/colour.
** Trapezoidally profiled outer skin available in construction width of 800 mm.

Panel Type	sheet thickness t [mm] outerskin ta [mm]	sheet thickness t [mm] innerskin ti [mm]	panel gauge d [mm]	panel length max. L [m]	panel weight g [kg/m²]	heat transmission coefficient U [W/(m²K)]	heat transmission resistance R [m² K/W]
FischerTHERM							
LL40	0,55	0,50	40	12[1)]	10,4	0,58	1,56
LL60			60	16[1)]	11,2	0,39	2,36
LL 80			80	16[1)]	12,0	0,30	3,16
LL100 new			100	16[1)]	12,8	0,24	3,96
LL120			120	16[1)]	13,4	0,22	4,53
FischerTHERM plus							
SL 60/ML 60	0,63	0,50	60	16[1)]	12,7	0,39	2,36
		0,63[2)]			13,8		
		0,75[2)]			14,8		
SL 80/ML 80	0,63	0,50	80	16[1)]	13,5	0,30	3,16
		0,63[2)]			14,6		
		0,75[2)]			15,6		
SL 100/ML 100	0,63	0,50	100	16[1)]	14,3	0,24	3,96
		0,63[2)]			15,4		
		0,75[2)]			16,4		
SL 120/ML 120 new	0,63	0,50	120	16[1)]	14,9	0,22	4,53
		0,63			16,0		
		0,75			17,0		
FischerTHERM							
TL 65	0,55	0,50	65	16[1)]	11,8	0,45	2,05
TL 85			85		12,4	0,33	2,85
FischerTHERM							
WL 80	0,63	0,50	78	16[1)]	13,3	0,36	2,60
		0,63[2)]			14,4		
		0,75[2)]			15,5		
WL 100	0,63	0,50	98	16[1)]	14,1	0,28	3,40
		0,63[2)]			15,2		
		0,75[2)]			16,3		
FischerTHERM							
DL 70	0,55	0,45	70	26[1)]	10,5	0,69	1,28
DL 80			80		10,9	0,54	1,68
DL 100			100		11,7	0,38	2,48
DL 120			120		12,5	0,29	3,28
DL 140			140		13,4	0,23	4,08
DL 160			160		14,0	0,20	4,88

[1)] recommended max. length [2)] available on request

FischerTHERM Manufacturing Programme

Technical Information

Date 06.2012

Colour group			I	II	III
Temperature δ α °C			55	65	80
Brightness values H %			90 - 75	74 - 40	39 - 8
COLORCOAT HPS 200 (200 µm)					
Colour no.		H			
Terracotta	04D44	33			●
Copper brown	04C39	41		●	
Ocean blue	18C39	39			●
White	00E55	94	●		
Vandyke Brown	08B29	33			●
Goosewing Grey	10A05	72		●	
Blue-grey	18B25	47		●	
Grey White	RAL 9002 *	86	●		
Leaf Green	RAL 6002 *	33			●
Polyester SP (25 µm)					
Colour	RAL	H			
Sand Yellow	1002	68		●	
Light Ivory	1015	81	●		
Fire Red	3000 *	39			●
Brilliant Blue	5007 *	33			●
Azure	5009 *	28			●
Gention Blue	5010 *	24			●
Olive Green	6003 *	22			●
Moorland Green	6005	21			●
Reseda Green	6011	43		●	
Anthracite	7016 *	21			●
Pebbly Grey	7032	67		●	
Light Grey	7035 *	75	●	●	
Dust Grey	7037	40		●	
Copper	8004	35			●
Nut Brown	8011	22			●
Reddish Brown	8012 *	21			●
Cream	9001 *	84	●		
Grey White	9002 *	86	●		
White Aluminium	9006 *	62		●	
Grey Aluminium	9007 *	52		●	
Pure White	9010 *	90	●		

* Colour only similar to RAL

FischerTHERM
Colour groups

Technical Information

Date 06.2012

INFORMATION ON WALL ELEMENT TABLES

When using the tables, please note:

- The characteristic loads should be determined according to the applicable regulations (e.g. DIN standards, Eurocodes).
- The minimum span for the actual application should be selected from the two tables (i.e. wind pressure and wind suction).
- For two- and three-span girders, only approximately equal span ratios are permissible (approx. 1.0 ≤ min. l/max. l ≤ 0.8).
- For colour groups I (very light), II (light) and III (dark), see approval, appendix A, para. 3.4.2.
- The table of spans applies to buildings with normal indoor conditions (e.g. no cold stores, deep-freeze stores or ripening chambers).
- Permissible spans are quoted in meters [m]. For the required supporting widths, see also the example below.
- Maximum deflection is l/100 under most unfavourable conditions, please refer to approval, appendix A, para. 7.6 (additional line for colour group marked with (f) and highlighted in grey).
- The quoted spans apply to multi-span girders with a maximum of 3 screws per intermediate support line and meter. For more than 3 screws per meter, the crease stress as defined in the approval must be checked.
- Structural analyses for fasteners (screw head deflection and anchoring against wind suction) are to be provided on a case by case basis.
- Special information on strength, design parameters and their supervision should be taken from the Structural analysis for the type concerned.
- The data is based on approval no. Z-10.4-540 dated May 2011.

EXAMPLE

from table „Wind pressure“:

46 — Required end supporting width [mm]

5.65 — Permissible span [m]

92 — Required intermediate supporting width [mm]

permissible span = 5.65 m

from table „Wind suction“: 6.05 permissible span [m]

FischerTHERM LL 40 0,55/0,50
(Foam system FTS04)

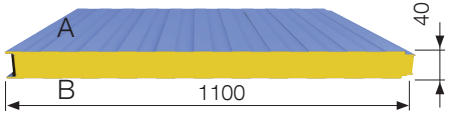

Wind pressure load

Structural System	Colour group	Wind pressure load in kN/m²																			
		0,25	0,50	0,75	1,00	1,25	1,50	1,75	2,00	2,25	2,50	2,75	3,00	3,25	3,50	3,75	4,00	4,25	4,50	4,75	5,00
Single-span	I, II, III	40	40	40	40	40	41	41	41	41	41	41	41	41	42	41	41	41	42	41	42
		8,12	**5,80**	**4,75**	**4,12**	**3,69**	**3,15**	**2,70**	**2,37**	**2,10**	**1,90**	**1,72**	**1,58**	**1,46**	**1,36**	**1,26**	**1,19**	**1,12**	**1,06**	**1,00**	**0,96**
	I, II, III (f)	40	40	40	40	40	40	40	40	40	41	41	41	41	42	41	41	41	42	41	42
		4,01	**3,37**	**3,00**	**2,74**	**2,54**	**2,38**	**2,25**	**2,13**	**2,04**	**1,90**	**1,72**	**1,58**	**1,46**	**1,36**	**1,26**	**1,19**	**1,12**	**1,06**	**1,00**	**0,96**
Two-span	I, II, III (f)	40	40	40	40	40	40	40	40	41	41	41	41	41	41	41	41	41	41	41	42
		5,15	**3,85**	**3,27**	**2,93**	**2,69**	**2,52**	**2,38**	**2,27**	**2,10**	**1,90**	**1,72**	**1,58**	**1,46**	**1,35**	**1,26**	**1,18**	**1,12**	**1,05**	**1,00**	**0,96**
		60	60	60	60	60	66	72	79	82	82	82	82	82	82	82	82	82	82	82	83
Three-span	I, II, III	40	40	40	40	40	40	40	41	41	41	41	41	41	41	41	41	41	41	41	42
		6,32	**4,57**	**3,79**	**3,32**	**3,00**	**2,77**	**2,59**	**2,37**	**2,10**	**1,90**	**1,72**	**1,58**	**1,46**	**1,35**	**1,26**	**1,18**	**1,12**	**1,05**	**1,00**	**0,96**
		60	60	60	60	65	72	79	82	82	82	82	82	82	82	82	82	82	82	82	83
	I, II, III (f)	40	40	40	40	40	40	40	41	41	41	41	41	41	41	41	41	41	41	41	42
		5,88	**4,57**	**3,79**	**3,32**	**3,00**	**2,77**	**2,59**	**2,37**	**2,10**	**1,90**	**1,72**	**1,58**	**1,46**	**1,35**	**1,26**	**1,18**	**1,12**	**1,05**	**1,00**	**0,96**
		60	60	60	60	65	72	79	82	82	82	82	82	82	82	82	82	82	82	82	83

The information on how to use the tables (see page 5) is to be considered. The following spans have been analysed for the most unfavourable load case combination of wind and temperature.

FischerTHERM LL 40 0,55/0,50
(Foam system FTS04)

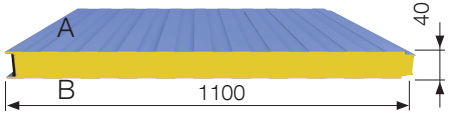

Wind suction load

Structural System	Colour group	Wind suction in kN/m²																			
		-0,25	-0,50	-0,75	-1,00	-1,25	-1,50	-1,75	-2,00	-2,25	-2,50	-2,75	-3,00	-3,25	-3,50	-3,75	-4,00	-4,25	-4,50	-4,75	-5,00
Single-span	I, II, III	**6,73**	**4,76**	**3,89**	**3,36**	**3,01**	**2,75**	**2,54**	**2,38**	**2,12**	**1,90**	**1,73**	**1,58**	**1,46**	**1,36**	**1,27**	**1,19**	**1,12**	**1,06**	**1,00**	**0,96**
	I (f)	**5,09**	**4,26**	**3,79**	**3,36**	**3,01**	**2,75**	**2,54**	**2,38**	**2,12**	**1,90**	**1,73**	**1,58**	**1,46**	**1,36**	**1,27**	**1,19**	**1,12**	**1,06**	**1,00**	**0,96**
	II (f)	**4,51**	**3,88**	**3,49**	**3,22**	**3,01**	**2,75**	**2,54**	**2,38**	**2,12**	**1,90**	**1,73**	**1,58**	**1,46**	**1,36**	**1,27**	**1,19**	**1,12**	**1,06**	**1,00**	**0,96**
	III (f)	**3,78**	**3,36**	**3,08**	**2,88**	**2,71**	**2,58**	**2,46**	**2,36**	**2,12**	**1,90**	**1,73**	**1,58**	**1,46**	**1,36**	**1,27**	**1,19**	**1,12**	**1,06**	**1,00**	**0,96**
Two-span	I, II (f)	**6,73**	**4,76**	**3,89**	**3,36**	**3,01**	**2,75**	**2,54**	**2,38**	**2,11**	**1,90**	**1,73**	**1,58**	**1,46**	**1,36**	**1,27**	**1,19**	**1,12**	**1,06**	**1,00**	**0,96**
	III (f)	**6,58**	**4,76**	**3,89**	**3,36**	**3,01**	**2,75**	**2,54**	**2,38**	**2,11**	**1,90**	**1,73**	**1,58**	**1,46**	**1,36**	**1,27**	**1,19**	**1,12**	**1,06**	**1,00**	**0,96**
Three-span	I, II (f)	**6,73**	**4,76**	**3,89**	**3,36**	**3,01**	**2,75**	**2,54**	**2,38**	**2,11**	**1,90**	**1,73**	**1,58**	**1,46**	**1,36**	**1,27**	**1,19**	**1,12**	**1,06**	**1,00**	**0,96**
	III (f)	**6,29**	**4,76**	**3,89**	**3,36**	**3,01**	**2,75**	**2,54**	**2,38**	**2,11**	**1,90**	**1,73**	**1,58**	**1,46**	**1,36**	**1,27**	**1,19**	**1,12**	**1,06**	**1,00**	**0,96**

The information on how to use the tables (see page 5) is to be considered. The following spans have been analysed for the most unfavourable load case combination of wind and temperature.

FischerTHERM LL 60 0,55/0,50
(Foam system FTS04)

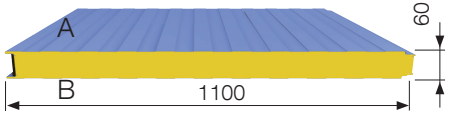

Wind pressure load

Structural System	Colour group	Wind pressure load in kN/m²																			
		0,25	0,50	0,75	1,00	1,25	1,50	1,75	2,00	2,25	2,50	2,75	3,00	3,25	3,50	3,75	4,00	4,25	4,50	4,75	5,00
Single-span	I, II, III	40	40	40	41	45	50	50	50	50	50	50	50	50	50	50	49	50	50	50	50
		10,02	**7,15**	**5,86**	**5,08**	**4,55**	**4,16**	**3,57**	**3,13**	**2,78**	**2,50**	**2,28**	**2,09**	**1,93**	**1,79**	**1,67**	**1,56**	**1,47**	**1,39**	**1,32**	**1,25**
	I, II, III (f)	40	40	40	40	40	40	43	46	49	50	50	50	50	50	50	49	50	50	50	50
		5,59	**4,65**	**4,11**	**3,74**	**3,46**	**3,24**	**3,05**	**2,89**	**2,76**	**2,50**	**2,28**	**2,09**	**1,93**	**1,79**	**1,67**	**1,56**	**1,47**	**1,39**	**1,32**	**1,25**
Two-span	I, II, III (f)	40	40	40	40	40	40	42	46	49	50	50	50	49	50	50	49	50	50	50	50
		6,41	**4,82**	**4,10**	**3,68**	**3,39**	**3,17**	**3,00**	**2,87**	**2,76**	**2,50**	**2,28**	**2,08**	**1,92**	**1,79**	**1,67**	**1,56**	**1,47**	**1,39**	**1,32**	**1,25**
		60	60	60	60	67	75	83	91	98	99	99	99	98	99	99	98	99	99	99	99
Three-span	I, II, III (f)	40	40	40	40	40	41	45	48	50	50	50	50	49	50	50	49	50	50	50	50
		7,82	**5,66**	**4,70**	**4,12**	**3,74**	**3,45**	**3,22**	**3,05**	**2,78**	**2,50**	**2,28**	**2,08**	**1,92**	**1,79**	**1,67**	**1,56**	**1,47**	**1,39**	**1,32**	**1,25**
		60	60	60	66	74	82	89	96	99	99	99	99	98	99	99	98	99	99	99	99

The information on how to use the tables (see page 5) is to be considered. The following spans have been analysed for the most unfavourable load case combination of wind and temperature.

FischerTHERM LL 60 0,55/0,50
(Foam system FTS04)

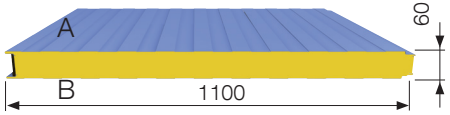

Wind suction load

Structural System	Colour group	Wind suction in kN/m²																			
		-0,25	-0,50	-0,75	-1,00	-1,25	-1,50	-1,75	-2,00	-2,25	-2,50	-2,75	-3,00	-3,25	-3,50	-3,75	-4,00	-4,25	-4,50	-4,75	-5,00
Single-span	I, II, III	**8,31**	**5,87**	**4,80**	**4,15**	**3,72**	**3,39**	**3,14**	**2,94**	**2,77**	**2,51**	**2,28**	**2,09**	**1,93**	**1,80**	**1,68**	**1,57**	**1,48**	**1,40**	**1,32**	**1,26**
	I (f)	**7,05**	**5,84**	**4,80**	**4,15**	**3,72**	**3,39**	**3,14**	**2,94**	**2,77**	**2,51**	**2,28**	**2,09**	**1,93**	**1,80**	**1,68**	**1,57**	**1,48**	**1,40**	**1,32**	**1,26**
	II (f)	**6,36**	**5,39**	**4,80**	**4,15**	**3,72**	**3,39**	**3,14**	**2,94**	**2,77**	**2,51**	**2,28**	**2,09**	**1,93**	**1,80**	**1,68**	**1,57**	**1,48**	**1,40**	**1,32**	**1,26**
	III (f)	**5,44**	**4,76**	**4,33**	**4,02**	**3,72**	**3,39**	**3,14**	**2,94**	**2,77**	**2,51**	**2,28**	**2,09**	**1,93**	**1,80**	**1,68**	**1,57**	**1,48**	**1,40**	**1,32**	**1,26**
Two-span	I, II (f)	**8,31**	**5,87**	**4,80**	**4,15**	**3,72**	**3,39**	**3,14**	**2,94**	**2,77**	**2,51**	**2,28**	**2,09**	**1,93**	**1,79**	**1,67**	**1,57**	**1,48**	**1,39**	**1,32**	**1,25**
	III (f)	**8,18**	**5,87**	**4,80**	**4,15**	**3,72**	**3,39**	**3,14**	**2,94**	**2,77**	**2,51**	**2,28**	**2,09**	**1,93**	**1,79**	**1,67**	**1,57**	**1,48**	**1,39**	**1,32**	**1,25**
Three-span	I, II, III (f)	**8,31**	**5,87**	**4,80**	**4,15**	**3,72**	**3,39**	**3,14**	**2,94**	**2,77**	**2,51**	**2,28**	**2,09**	**1,93**	**1,79**	**1,67**	**1,57**	**1,48**	**1,39**	**1,32**	**1,25**

The information on how to use the tables (see page 5) is to be considered. The following spans have been analysed for the most unfavourable load case combination of wind and temperature.

FischerTHERM LL 80 0,55/0,50
(Foam system FTS04)

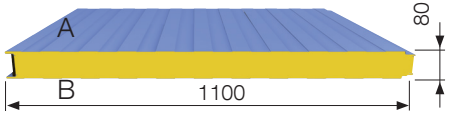

Wind pressure load

Structural System	Colour group	Wind pressure load in kN/m²																			
		0,25	0,50	0,75	1,00	1,25	1,50	1,75	2,00	2,25	2,50	2,75	3,00	3,25	3,50	3,75	4,00	4,25	4,50	4,75	5,00
Single-span	I, II, III	40	42	52	60	66	73	78	84	87	86	86	86	86	86	86	86	86	86	86	86
		11,32	**8,09**	**6,62**	**5,75**	**5,14**	**4,70**	**4,35**	**4,07**	**3,74**	**3,36**	**3,06**	**2,80**	**2,59**	**2,40**	**2,24**	**2,10**	**1,98**	**1,87**	**1,77**	**1,68**
	I, II, III (f)	40	40	40	49	56	63	69	75	81	86	86	86	86	86	86	86	86	86	86	86
		7,06	**5,85**	**5,17**	**4,70**	**4,35**	**4,07**	**3,84**	**3,65**	**3,48**	**3,33**	**3,06**	**2,80**	**2,59**	**2,40**	**2,24**	**2,10**	**1,98**	**1,87**	**1,77**	**1,68**
Two-span	I, II, III (f)	40	40	40	44	51	57	63	68	74	79	84	86	86	86	86	86	86	86	86	86
		7,43	**5,58**	**4,76**	**4,26**	**3,93**	**3,68**	**3,48**	**3,32**	**3,19**	**3,08**	**2,98**	**2,80**	**2,59**	**2,40**	**2,24**	**2,10**	**1,98**	**1,87**	**1,77**	**1,68**
		60	63	77	90	101	114	125	136	147	158	168	172	172	172	172	172	172	172	172	172
Three-span	I, II, III (f)	40	40	43	50	56	62	67	73	78	83	86	86	86	86	86	86	86	86	86	86
		9,06	**6,56**	**5,45**	**4,78**	**4,33**	**4,00**	**3,74**	**3,53**	**3,36**	**3,22**	**3,06**	**2,80**	**2,59**	**2,40**	**2,24**	**2,10**	**1,98**	**1,87**	**1,77**	**1,68**
		60	69	85	99	112	123	134	145	155	165	172	172	172	172	172	172	172	172	172	172

The information on how to use the tables (see page 5) is to be considered. The following spans have been analysed for the most unfavourable load case combination of wind and temperature.

FischerTHERM LL 80 0,55/0,50
(Foam system FTS04)

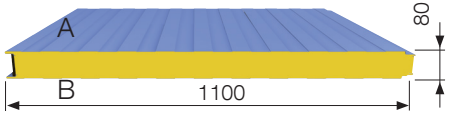

Wind suction load

Structural System	Colour group	Wind suction in kN/m²																			
		-0,25	-0,50	-0,75	-1,00	-1,25	-1,50	-1,75	-2,00	-2,25	-2,50	-2,75	-3,00	-3,25	-3,50	-3,75	-4,00	-4,25	-4,50	-4,75	-5,00
Single-span	I, II, III	**9,63**	**6,81**	**5,56**	**4,82**	**4,31**	**3,93**	**3,64**	**3,40**	**3,21**	**3,04**	**2,90**	**2,78**	**2,60**	**2,41**	**2,25**	**2,11**	**1,98**	**1,88**	**1,78**	**1,69**
	I (f)	**8,86**	**6,81**	**5,56**	**4,82**	**4,31**	**3,93**	**3,64**	**3,40**	**3,21**	**3,04**	**2,90**	**2,78**	**2,60**	**2,41**	**2,25**	**2,11**	**1,98**	**1,88**	**1,78**	**1,69**
	II (f)	**8,08**	**6,80**	**5,56**	**4,82**	**4,31**	**3,93**	**3,64**	**3,40**	**3,21**	**3,04**	**2,90**	**2,78**	**2,60**	**2,41**	**2,25**	**2,11**	**1,98**	**1,88**	**1,78**	**1,69**
	III (f)	**7,01**	**6,08**	**5,51**	**4,82**	**4,31**	**3,93**	**3,64**	**3,40**	**3,21**	**3,04**	**2,90**	**2,78**	**2,60**	**2,41**	**2,25**	**2,11**	**1,98**	**1,88**	**1,78**	**1,69**
Two-span	I, II (f)	**9,63**	**6,81**	**5,56**	**4,82**	**4,31**	**3,93**	**3,64**	**3,40**	**3,21**	**3,04**	**2,90**	**2,78**	**2,60**	**2,41**	**2,25**	**2,11**	**1,98**	**1,88**	**1,78**	**1,69**
	III (f)	**8,81**	**6,63**	**5,56**	**4,82**	**4,31**	**3,93**	**3,64**	**3,40**	**3,21**	**3,04**	**2,90**	**2,78**	**2,60**	**2,41**	**2,25**	**2,11**	**1,98**	**1,88**	**1,78**	**1,69**
Three-span	I, II, III (f)	**9,63**	**6,81**	**5,56**	**4,82**	**4,31**	**3,93**	**3,64**	**3,40**	**3,21**	**3,04**	**2,90**	**2,78**	**2,60**	**2,41**	**2,25**	**2,11**	**1,98**	**1,88**	**1,78**	**1,69**

The information on how to use the tables (see page 5) is to be considered. The following spans have been analysed for the most unfavourable load case combination of wind and temperature.

FischerTHERM LL 100 0,55/0,50
(Foam system FTS04)

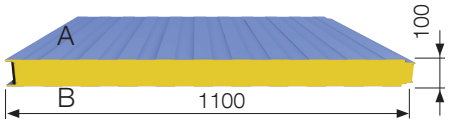

Wind pressure load

Structural System	Colour group	Wind pressure load in kN/m²																			
		0,25	0,50	0,75	1,00	1,25	1,50	1,75	2,00	2,25	2,50	2,75	3,00	3,25	3,50	3,75	4,00	4,25	4,50	4,75	5,00
Single-span	I, II, III	40	46	56	65	72	79	86	91	97	102	107	108	108	108	108	108	108	108	109	109
		12,36	**8,82**	**7,23**	**6,27**	**5,61**	**5,13**	**4,75**	**4,44**	**4,19**	**3,98**	**3,79**	**3,52**	**3,25**	**3,02**	**2,82**	**2,64**	**2,49**	**2,35**	**2,23**	**2,12**
	I, II, III (f)	40	40	48	58	67	75	83	89	96	102	107	108	108	108	108	108	108	108	109	109
		8,43	**6,96**	**6,15**	**5,59**	**5,18**	**4,85**	**4,58**	**4,35**	**4,15**	**3,98**	**3,79**	**3,52**	**3,25**	**3,02**	**2,82**	**2,64**	**2,49**	**2,35**	**2,23**	**2,12**
Two-span	I, II, III (f)	40	40	42	50	57	64	70	77	83	89	94	100	106	108	108	108	108	108	108	109
		8,33	**6,25**	**5,33**	**4,78**	**4,40**	**4,12**	**3,90**	**3,73**	**3,58**	**3,45**	**3,34**	**3,25**	**3,17**	**3,02**	**2,82**	**2,64**	**2,49**	**2,35**	**2,22**	**2,12**
		60	70	86	100	113	127	140	153	165	177	188	200	211	216	216	216	216	216	216	217
Three-span	I, II, III (f)	40	40	48	56	63	69	76	81	87	92	98	103	108	108	108	108	108	108	108	109
		10,16	**7,35**	**6,10**	**5,36**	**4,85**	**4,48**	**4,19**	**3,96**	**3,77**	**3,60**	**3,46**	**3,34**	**3,24**	**3,02**	**2,82**	**2,64**	**2,49**	**2,35**	**2,22**	**2,12**
		60	77	95	111	125	138	151	162	174	184	195	205	215	216	216	216	216	216	216	217

The information on how to use the tables (see page 5) is to be considered. The following spans have been analysed for the most unfavourable load case combination of wind and temperature.

FischerTHERM LL 100 0,55/0,50
(Foam system FTS04)

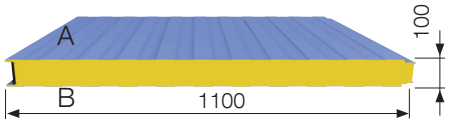

Wind suction load

Structural System	Colour group	Wind suction in kN/m²																			
		-0,25	-0,50	-0,75	-1,00	-1,25	-1,50	-1,75	-2,00	-2,25	-2,50	-2,75	-3,00	-3,25	-3,50	-3,75	-4,00	-4,25	-4,50	-4,75	-5,00
Single-span	I, II, III	**10,79**	**7,63**	**6,23**	**5,40**	**4,83**	**4,40**	**4,08**	**3,82**	**3,60**	**3,41**	**3,25**	**3,12**	**2,99**	**2,88**	**2,79**	**2,65**	**2,49**	**2,36**	**2,23**	**2,12**
	I (f)	**10,54**	**7,63**	**6,23**	**5,40**	**4,83**	**4,40**	**4,08**	**3,82**	**3,60**	**3,41**	**3,25**	**3,12**	**2,99**	**2,88**	**2,79**	**2,65**	**2,49**	**2,36**	**2,23**	**2,12**
	II (f)	**9,68**	**7,63**	**6,23**	**5,40**	**4,83**	**4,40**	**4,08**	**3,82**	**3,60**	**3,41**	**3,25**	**3,12**	**2,99**	**2,88**	**2,79**	**2,65**	**2,49**	**2,36**	**2,23**	**2,12**
	III (f)	**8,50**	**7,32**	**6,23**	**5,40**	**4,83**	**4,40**	**4,08**	**3,82**	**3,60**	**3,41**	**3,25**	**3,12**	**2,99**	**2,88**	**2,79**	**2,65**	**2,49**	**2,36**	**2,23**	**2,12**
Two-span	I, II (f)	**10,79**	**7,63**	**6,23**	**5,40**	**4,83**	**4,40**	**4,08**	**3,82**	**3,60**	**3,41**	**3,25**	**3,12**	**2,99**	**2,88**	**2,79**	**2,65**	**2,49**	**2,36**	**2,23**	**2,12**
	III (f)	**9,09**	**6,94**	**5,98**	**5,39**	**4,83**	**4,40**	**4,08**	**3,82**	**3,60**	**3,41**	**3,25**	**3,12**	**2,99**	**2,88**	**2,79**	**2,65**	**2,49**	**2,36**	**2,23**	**2,12**
Three-span	I, II, III (f)	**10,79**	**7,63**	**6,23**	**5,40**	**4,83**	**4,40**	**4,08**	**3,82**	**3,60**	**3,41**	**3,25**	**3,12**	**2,99**	**2,88**	**2,79**	**2,65**	**2,49**	**2,36**	**2,23**	**2,12**

The information on how to use the tables (see page 5) is to be considered. The following spans have been analysed for the most unfavourable load case combination of wind and temperature.

FischerTHERM LL 120 0,55/0,50
(Foam system FTS04)

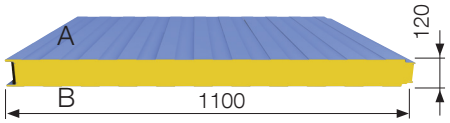

Wind pressure load

Structural System	Colour group	Wind pressure load in kN/m²																			
		0,25	0,50	0,75	1,00	1,25	1,50	1,75	2,00	2,25	2,50	2,75	3,00	3,25	3,50	3,75	4,00	4,25	4,50	4,75	5,00
Single-span	I, II, III	40	50	61	70	78	86	92	99	105	110	116	121	126	130	131	130	131	130	130	130
		13,34	**9,53**	**7,80**	**6,77**	**6,06**	**5,54**	**5,13**	**4,80**	**4,53**	**4,29**	**4,10**	**3,92**	**3,77**	**3,63**	**3,40**	**3,18**	**3,00**	**2,83**	**2,68**	**2,55**
	I, II, III (f)	40	42	55	67	77	86	92	99	105	110	116	121	126	130	131	130	131	130	130	130
		9,73	**8,02**	**7,07**	**6,43**	**5,96**	**5,54**	**5,13**	**4,80**	**4,53**	**4,29**	**4,10**	**3,92**	**3,77**	**3,63**	**3,40**	**3,18**	**3,00**	**2,83**	**2,68**	**2,55**
Two-span	I, II, III (f)	40	40	46	54	62	70	77	84	91	97	104	110	116	122	128	130	131	130	130	130
		9,13	**6,86**	**5,85**	**5,24**	**4,83**	**4,52**	**4,28**	**4,09**	**3,93**	**3,79**	**3,67**	**3,57**	**3,47**	**3,39**	**3,32**	**3,18**	**3,00**	**2,83**	**2,68**	**2,54**
		60	77	95	110	124	139	154	168	181	194	207	219	231	243	255	260	261	260	260	259
Three-span	I, II, III (f)	40	42	52	61	69	76	83	89	95	102	107	113	118	124	129	130	131	130	130	130
		11,14	**8,07**	**6,70**	**5,88**	**5,32**	**4,91**	**4,60**	**4,34**	**4,13**	**3,96**	**3,80**	**3,67**	**3,55**	**3,45**	**3,36**	**3,18**	**3,00**	**2,83**	**2,68**	**2,54**
		60	84	104	121	137	151	165	178	190	203	214	225	236	247	258	260	261	260	260	259

The information on how to use the tables (see page 5) is to be considered. The following spans have been analysed for the most unfavourable load case combination of wind and temperature.

FischerTHERM LL 120 0,55/0,50
(Foam system FTS04)

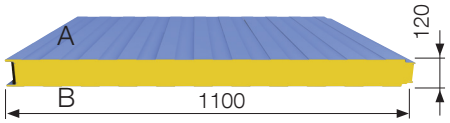

Wind suction load

Structural System	Colour group	Wind suction in kN/m²																			
		-0,25	-0,50	-0,75	-1,00	-1,25	-1,50	-1,75	-2,00	-2,25	-2,50	-2,75	-3,00	-3,25	-3,50	-3,75	-4,00	-4,25	-4,50	-4,75	-5,00
Single-span	I, II, III	**11,84**	**8,37**	**6,84**	**5,92**	**5,29**	**4,83**	**4,47**	**4,18**	**3,95**	**3,74**	**3,57**	**3,42**	**3,28**	**3,16**	**3,06**	**2,96**	**2,87**	**2,79**	**2,68**	**2,55**
	I (f)	**11,84**	**8,37**	**6,84**	**5,92**	**5,29**	**4,83**	**4,47**	**4,18**	**3,95**	**3,74**	**3,57**	**3,42**	**3,28**	**3,16**	**3,06**	**2,96**	**2,87**	**2,79**	**2,68**	**2,55**
	II (f)	**11,20**	**8,37**	**6,84**	**5,92**	**5,29**	**4,83**	**4,47**	**4,18**	**3,95**	**3,74**	**3,57**	**3,42**	**3,28**	**3,16**	**3,06**	**2,96**	**2,87**	**2,79**	**2,68**	**2,55**
	III (f)	**9,91**	**8,37**	**6,84**	**5,92**	**5,29**	**4,83**	**4,47**	**4,18**	**3,95**	**3,74**	**3,57**	**3,42**	**3,28**	**3,16**	**3,06**	**2,96**	**2,87**	**2,79**	**2,68**	**2,55**
Two-span	I, II (f)	**11,84**	**8,37**	**6,84**	**5,92**	**5,29**	**4,83**	**4,47**	**4,18**	**3,95**	**3,74**	**3,57**	**3,42**	**3,28**	**3,16**	**3,06**	**2,96**	**2,87**	**2,79**	**2,68**	**2,55**
	III (f)	**9,51**	**7,32**	**6,34**	**5,74**	**5,29**	**4,83**	**4,47**	**4,18**	**3,95**	**3,74**	**3,57**	**3,42**	**3,28**	**3,16**	**3,06**	**2,96**	**2,87**	**2,79**	**2,68**	**2,55**
Three-span	I, II, III (f)	**11,83**	**8,37**	**6,84**	**5,92**	**5,29**	**4,83**	**4,47**	**4,18**	**3,95**	**3,74**	**3,57**	**3,42**	**3,28**	**3,16**	**3,06**	**2,96**	**2,87**	**2,79**	**2,68**	**2,55**

The information on how to use the tables (see page 5) is to be considered. The following spans have been analysed for the most unfavourable load case combination of wind and temperature.

FischerTHERM plus ML 60 0,63/0,50
(Foam system FTS04)

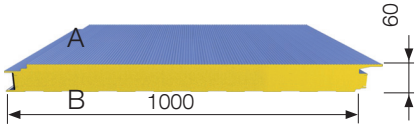

Wind pressure load

Structural System	Colour group	Wind pressure load in kN/m²																			
		0,25	0,50	0,75	1,00	1,25	1,50	1,75	2,00	2,25	2,50	2,75	3,00	3,25	3,50	3,75	4,00	4,25	4,50	4,75	5,00
Single-span	I, II, III	40	40	40	40	43	47	50	50	50	50	50	50	50	50	50	50	50	50	50	50
		9,54	**6,81**	**5,58**	**4,84**	**4,33**	**3,96**	**3,60**	**3,15**	**2,80**	**2,52**	**2,29**	**2,10**	**1,94**	**1,80**	**1,68**	**1,58**	**1,48**	**1,40**	**1,33**	**1,26**
	I, II, III (f)	40	40	40	40	40	40	43	47	50	50	50	50	50	50	50	50	50	50	50	50
		5,69	**4,74**	**4,19**	**3,82**	**3,53**	**3,30**	**3,11**	**2,95**	**2,80**	**2,52**	**2,29**	**2,10**	**1,94**	**1,80**	**1,68**	**1,58**	**1,48**	**1,40**	**1,33**	**1,26**
Two-span	I, II, III (f)	40	40	40	40	40	40	42	45	49	50	50	50	50	50	50	50	50	50	50	50
		6,19	**4,69**	**4,02**	**3,62**	**3,34**	**3,14**	**2,98**	**2,85**	**2,74**	**2,52**	**2,29**	**2,10**	**1,94**	**1,80**	**1,68**	**1,58**	**1,48**	**1,40**	**1,33**	**1,26**
		60	60	60	60	67	75	83	90	97	100	99	99	100	99	99	100	99	99	100	99
Three-span	I, II, III (f)	40	40	40	40	40	41	44	48	50	50	50	50	50	50	50	50	50	50	50	50
		7,61	**5,52**	**4,59**	**4,04**	**3,66**	**3,39**	**3,17**	**3,00**	**2,80**	**2,52**	**2,29**	**2,10**	**1,94**	**1,80**	**1,68**	**1,58**	**1,48**	**1,40**	**1,33**	**1,26**
		60	60	60	64	73	81	88	95	100	100	99	99	100	99	99	100	99	99	100	99

The information on how to use the tables (see page 5) is to be considered. The following spans have been analysed for the most unfavourable load case combination of wind and temperature.

FischerTHERM plus ML 60 0,63/0,50
(Foam system FTS04)

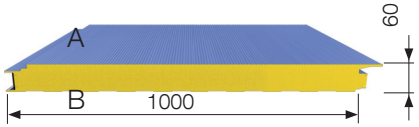

Wind suction load

Structural System	Colour group	Wind suction in kN/m²																			
		-0,25	-0,50	-0,75	-1,00	-1,25	-1,50	-1,75	-2,00	-2,25	-2,50	-2,75	-3,00	-3,25	-3,50	-3,75	-4,00	-4,25	-4,50	-4,75	-5,00
Single-span	I, II, III	**8,34**	**5,90**	**4,81**	**4,17**	**3,73**	**3,40**	**3,15**	**2,95**	**2,78**	**2,53**	**2,30**	**2,11**	**1,94**	**1,81**	**1,69**	**1,58**	**1,49**	**1,40**	**1,33**	**1,26**
	I (f)	**7,19**	**5,89**	**4,81**	**4,17**	**3,73**	**3,40**	**3,15**	**2,95**	**2,78**	**2,53**	**2,30**	**2,11**	**1,94**	**1,81**	**1,69**	**1,58**	**1,49**	**1,40**	**1,33**	**1,26**
	II (f)	**6,47**	**5,49**	**4,81**	**4,17**	**3,73**	**3,40**	**3,15**	**2,95**	**2,78**	**2,53**	**2,30**	**2,11**	**1,94**	**1,81**	**1,69**	**1,58**	**1,49**	**1,40**	**1,33**	**1,26**
	III (f)	**5,52**	**4,84**	**4,40**	**4,09**	**3,73**	**3,40**	**3,15**	**2,95**	**2,78**	**2,53**	**2,30**	**2,11**	**1,94**	**1,81**	**1,69**	**1,58**	**1,49**	**1,40**	**1,33**	**1,26**
Two-span	I, II (f)	**8,34**	**5,90**	**4,81**	**4,17**	**3,73**	**3,40**	**3,15**	**2,95**	**2,78**	**2,53**	**2,30**	**2,11**	**1,94**	**1,80**	**1,68**	**1,58**	**1,49**	**1,40**	**1,33**	**1,26**
	III (f)	**6,52**	**5,08**	**4,43**	**4,03**	**3,73**	**3,40**	**3,15**	**2,95**	**2,78**	**2,53**	**2,30**	**2,11**	**1,94**	**1,80**	**1,68**	**1,58**	**1,49**	**1,40**	**1,33**	**1,26**
Three-span	I, II, III (f)	**8,34**	**5,90**	**4,81**	**4,17**	**3,73**	**3,40**	**3,15**	**2,95**	**2,78**	**2,53**	**2,30**	**2,11**	**1,94**	**1,80**	**1,68**	**1,58**	**1,49**	**1,40**	**1,33**	**1,26**

The information on how to use the tables (see page 5) is to be considered. The following spans have been analysed for the most unfavourable load case combination of wind and temperature.

FischerTHERM plus ML 80 0,63/0,50
(Foam system FTS04)

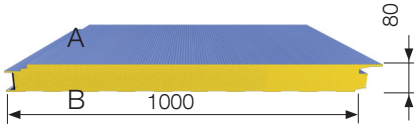

Wind pressure load

Structural System	Colour group	Wind pressure load in kN/m²																			
		0,25	0,50	0,75	1,00	1,25	1,50	1,75	2,00	2,25	2,50	2,75	3,00	3,25	3,50	3,75	4,00	4,25	4,50	4,75	5,00
Single-span	I, II, III	40	41	50	58	64	70	76	81	86	87	87	87	87	87	87	87	87	87	87	87
		10,96	**7,82**	**6,41**	**5,56**	**4,98**	**4,55**	**4,21**	**3,94**	**3,72**	**3,38**	**3,08**	**2,82**	**2,60**	**2,42**	**2,26**	**2,12**	**1,99**	**1,88**	**1,78**	**1,69**
	I, II, III (f)	40	40	41	50	57	64	71	76	82	87	87	87	87	87	87	87	87	87	87	87
		7,19	**5,96**	**5,27**	**4,79**	**4,43**	**4,15**	**3,91**	**3,71**	**3,54**	**3,38**	**3,08**	**2,82**	**2,60**	**2,42**	**2,26**	**2,12**	**1,99**	**1,88**	**1,78**	**1,69**
Two-span	I, II, III (f)	40	40	40	44	50	56	62	68	73	79	84	87	87	87	87	87	87	87	87	87
		7,16	**5,43**	**4,66**	**4,19**	**3,87**	**3,63**	**3,45**	**3,30**	**3,17**	**3,06**	**2,97**	**2,82**	**2,60**	**2,42**	**2,26**	**2,12**	**1,99**	**1,88**	**1,78**	**1,69**
		60	62	77	89	101	112	124	135	146	157	167	173	173	173	173	173	173	173	173	173
Three-span	I, II, III (f)	40	40	42	49	55	61	66	72	77	81	86	87	87	87	87	87	87	87	87	87
		8,81	**6,39**	**5,32**	**4,68**	**4,24**	**3,92**	**3,68**	**3,48**	**3,31**	**3,17**	**3,05**	**2,82**	**2,60**	**2,42**	**2,26**	**2,12**	**1,99**	**1,88**	**1,78**	**1,69**
		60	67	83	97	109	121	132	143	153	162	172	173	173	173	173	173	173	173	173	173

The information on how to use the tables (see page 5) is to be considered. The following spans have been analysed for the most unfavourable load case combination of wind and temperature.

FischerTHERM plus ML 80 0,63/0,50
(Foam system FTS04)

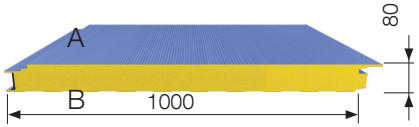

Wind suction load

Structural System	Colour group	Wind suction in kN/m²																			
		-0,25	-0,50	-0,75	-1,00	-1,25	-1,50	-1,75	-2,00	-2,25	-2,50	-2,75	-3,00	-3,25	-3,50	-3,75	-4,00	-4,25	-4,50	-4,75	-5,00
Single-span	I, II, III	**9,65**	**6,83**	**5,57**	**4,83**	**4,32**	**3,94**	**3,65**	**3,41**	**3,22**	**3,05**	**2,91**	**2,79**	**2,61**	**2,42**	**2,26**	**2,12**	**2,00**	**1,88**	**1,78**	**1,70**
	I (f)	**9,03**	**6,83**	**5,57**	**4,83**	**4,32**	**3,94**	**3,65**	**3,41**	**3,22**	**3,05**	**2,91**	**2,79**	**2,61**	**2,42**	**2,26**	**2,12**	**2,00**	**1,88**	**1,78**	**1,70**
	II (f)	**8,22**	**6,83**	**5,57**	**4,83**	**4,32**	**3,94**	**3,65**	**3,41**	**3,22**	**3,05**	**2,91**	**2,79**	**2,61**	**2,42**	**2,26**	**2,12**	**2,00**	**1,88**	**1,78**	**1,70**
	III (f)	**7,11**	**6,18**	**5,57**	**4,83**	**4,32**	**3,94**	**3,65**	**3,41**	**3,22**	**3,05**	**2,91**	**2,79**	**2,61**	**2,42**	**2,26**	**2,12**	**2,00**	**1,88**	**1,78**	**1,70**
Two-span	I, II (f)	**9,65**	**6,83**	**5,57**	**4,83**	**4,32**	**3,94**	**3,65**	**3,41**	**3,22**	**3,05**	**2,91**	**2,79**	**2,61**	**2,42**	**2,26**	**2,12**	**2,00**	**1,88**	**1,78**	**1,70**
	III (f)	**7,36**	**5,76**	**5,04**	**4,59**	**4,28**	**3,94**	**3,65**	**3,41**	**3,22**	**3,05**	**2,91**	**2,79**	**2,61**	**2,42**	**2,26**	**2,12**	**2,00**	**1,88**	**1,78**	**1,70**
Three-span	I, II, III (f)	**9,65**	**6,83**	**5,57**	**4,83**	**4,32**	**3,94**	**3,65**	**3,41**	**3,22**	**3,05**	**2,91**	**2,79**	**2,61**	**2,42**	**2,26**	**2,12**	**2,00**	**1,88**	**1,78**	**1,70**

The information on how to use the tables (see page 5) is to be considered. The following spans have been analysed for the most unfavourable load case combination of wind and temperature.

FischerTHERM plus ML 100 0,63/0,50
(Foam system FTS04)



Wind pressure load

Structural System	Colour group	Wind pressure load in kN/m²																			
		0,25	0,50	0,75	1,00	1,25	1,50	1,75	2,00	2,25	2,50	2,75	3,00	3,25	3,50	3,75	4,00	4,25	4,50	4,75	5,00
Single-span	I, II, III	40	46	56	64	71	78	84	90	95	101	106	109	109	109	109	109	109	109	109	109
		12,17	**8,69**	**7,12**	**6,18**	**5,53**	**5,05**	**4,68**	**4,38**	**4,13**	**3,92**	**3,74**	**3,54**	**3,27**	**3,03**	**2,83**	**2,66**	**2,50**	**2,36**	**2,24**	**2,12**
	I, II, III (f)	40	40	49	59	68	76	84	90	95	101	106	109	109	109	109	109	109	109	109	109
		8,58	**7,09**	**6,26**	**5,70**	**5,27**	**4,94**	**4,66**	**4,38**	**4,13**	**3,92**	**3,74**	**3,54**	**3,27**	**3,03**	**2,83**	**2,66**	**2,50**	**2,36**	**2,24**	**2,12**
Two-span	I, II, III (f)	40	40	41	49	56	63	70	76	82	88	94	100	105	109	109	109	109	109	109	109
		8,02	**6,08**	**5,21**	**4,69**	**4,34**	**4,07**	**3,86**	**3,69**	**3,55**	**3,43**	**3,33**	**3,24**	**3,15**	**3,03**	**2,83**	**2,65**	**2,50**	**2,36**	**2,24**	**2,12**
		60	70	86	100	113	126	139	151	164	176	188	199	209	217	217	217	217	217	217	217
Three-span	I, II, III (f)	40	40	47	54	61	68	74	80	86	91	97	102	107	109	109	109	109	109	109	109
		9,86	**7,16**	**5,96**	**5,24**	**4,75**	**4,39**	**4,12**	**3,89**	**3,71**	**3,55**	**3,42**	**3,30**	**3,20**	**3,03**	**2,83**	**2,65**	**2,50**	**2,36**	**2,24**	**2,12**
		60	75	93	108	122	135	148	160	171	182	193	203	213	217	217	217	217	217	217	217

The information on how to use the tables (see page 5) is to be considered. The following spans have been analysed for the most unfavourable load case combination of wind and temperature.

FischerTHERM plus ML 100 0,63/0,50
(Foam system FTS04)



Wind suction load

Structural System	Colour group	Wind suction in kN/m²																			
		-0,25	-0,50	-0,75	-1,00	-1,25	-1,50	-1,75	-2,00	-2,25	-2,50	-2,75	-3,00	-3,25	-3,50	-3,75	-4,00	-4,25	-4,50	-4,75	-5,00
Single-span	I, II, III	**10,81**	**7,65**	**6,24**	**5,41**	**4,84**	**4,41**	**4,09**	**3,82**	**3,60**	**3,42**	**3,26**	**3,12**	**3,00**	**2,89**	**2,79**	**2,66**	**2,50**	**2,36**	**2,24**	**2,13**
	I (f)	**10,75**	**7,65**	**6,24**	**5,41**	**4,84**	**4,41**	**4,09**	**3,82**	**3,60**	**3,42**	**3,26**	**3,12**	**3,00**	**2,89**	**2,79**	**2,66**	**2,50**	**2,36**	**2,24**	**2,13**
	II (f)	**9,85**	**7,65**	**6,24**	**5,41**	**4,84**	**4,41**	**4,09**	**3,82**	**3,60**	**3,42**	**3,26**	**3,12**	**3,00**	**2,89**	**2,79**	**2,66**	**2,50**	**2,36**	**2,24**	**2,13**
	III (f)	**8,62**	**7,44**	**6,24**	**5,41**	**4,84**	**4,41**	**4,09**	**3,82**	**3,60**	**3,42**	**3,26**	**3,12**	**3,00**	**2,89**	**2,79**	**2,66**	**2,50**	**2,36**	**2,24**	**2,13**
Two-span	I, II	**10,81**	**7,65**	**6,24**	**5,41**	**4,84**	**4,41**	**4,09**	**3,82**	**3,60**	**3,42**	**3,26**	**3,12**	**3,00**	**2,89**	**2,79**	**2,66**	**2,50**	**2,36**	**2,24**	**2,13**
	III	**8,02**	**6,32**	**5,54**	**5,06**	**4,72**	**4,41**	**4,09**	**3,82**	**3,60**	**3,42**	**3,26**	**3,12**	**3,00**	**2,89**	**2,79**	**2,66**	**2,50**	**2,36**	**2,24**	**2,13**
Three-span	I, II, III (f)	**10,81**	**7,65**	**6,24**	**5,41**	**4,84**	**4,41**	**4,09**	**3,82**	**3,60**	**3,42**	**3,26**	**3,12**	**3,00**	**2,89**	**2,79**	**2,66**	**2,50**	**2,36**	**2,24**	**2,13**

The information on how to use the tables (see page 5) is to be considered. The following spans have been analysed for the most unfavourable load case combination of wind and temperature.

FischerTHERM plus ML 120 0,63/0,50
(Foam system FTS04)



Wind pressure load

Structural System	Colour group	Wind pressure load in kN/m²																			
		0,25	0,50	0,75	1,00	1,25	1,50	1,75	2,00	2,25	2,50	2,75	3,00	3,25	3,50	3,75	4,00	4,25	4,50	4,75	5,00
Single-span	I, II, III	40	49	60	69	77	84	91	97	103	109	114	119	124	128	131	131	131	131	131	131
		13,13	**9,38**	**7,68**	**6,66**	**5,96**	**5,45**	**5,05**	**4,72**	**4,45**	**4,23**	**4,03**	**3,86**	**3,71**	**3,57**	**3,41**	**3,19**	**3,00**	**2,84**	**2,69**	**2,56**
	I, II , III (f)	40	43	56	68	77	84	91	97	103	109	114	119	124	128	131	131	131	131	131	131
		9,90	**8,16**	**7,20**	**6,55**	**5,96**	**5,45**	**5,05**	**4,72**	**4,45**	**4,23**	**4,03**	**3,86**	**3,71**	**3,57**	**3,41**	**3,19**	**3,00**	**2,84**	**2,69**	**2,56**
Two-span	I, II, III (f)	40	40	45	53	62	69	76	83	90	97	103	109	115	121	127	131	131	131	131	131
		8,80	**6,67**	**5,72**	**5,15**	**4,76**	**4,46**	**4,24**	**4,05**	**3,90**	**3,76**	**3,65**	**3,55**	**3,46**	**3,38**	**3,31**	**3,19**	**3,00**	**2,84**	**2,69**	**2,56**
		60	76	94	110	124	138	152	166	180	193	206	218	230	242	254	261	261	261	261	261
Three-span	I, II, III (f)	40	41	51	60	67	75	81	88	94	100	106	111	117	122	128	131	131	131	131	131
		10,82	**7,85**	**6,53**	**5,75**	**5,21**	**4,82**	**4,51**	**4,27**	**4,07**	**3,90**	**3,75**	**3,62**	**3,51**	**3,41**	**3,32**	**3,19**	**3,00**	**2,84**	**2,69**	**2,56**
		60	82	101	119	134	149	162	175	188	200	211	222	233	244	255	261	261	261	261	261

The information on how to use the tables (see page 5) is to be considered. The following spans have been analysed for the most unfavourable load case combination of wind and temperature.

FischerTHERM plus ML 120 0,63/0,50
(Foam system FTS04)



Wind suction load

Structural System	Colour group	Wind suction in kN/m²																			
		-0,25	-0,50	-0,75	-1,00	-1,25	-1,50	-1,75	-2,00	-2,25	-2,50	-2,75	-3,00	-3,25	-3,50	-3,75	-4,00	-4,25	-4,50	-4,75	-5,00
Single-span	I, II, III	**11,86**	**8,38**	**6,85**	**5,93**	**5,30**	**4,84**	**4,48**	**4,19**	**3,95**	**3,75**	**3,58**	**3,42**	**3,29**	**3,17**	**3,06**	**2,96**	**2,88**	**2,80**	**2,70**	**2,56**
	I (f)	**11,86**	**8,38**	**6,85**	**5,93**	**5,30**	**4,84**	**4,48**	**4,19**	**3,95**	**3,75**	**3,58**	**3,42**	**3,29**	**3,17**	**3,06**	**2,96**	**2,88**	**2,80**	**2,70**	**2,56**
	II (f)	**11,39**	**8,38**	**6,85**	**5,93**	**5,30**	**4,84**	**4,48**	**4,19**	**3,95**	**3,75**	**3,58**	**3,42**	**3,29**	**3,17**	**3,06**	**2,96**	**2,88**	**2,80**	**2,70**	**2,56**
	III (f)	**10,05**	**8,38**	**6,85**	**5,93**	**5,30**	**4,84**	**4,48**	**4,19**	**3,95**	**3,75**	**3,58**	**3,42**	**3,29**	**3,17**	**3,06**	**2,96**	**2,88**	**2,80**	**2,70**	**2,56**
Two-span	I (f)	**11,86**	**8,38**	**6,85**	**5,93**	**5,30**	**4,84**	**4,48**	**4,19**	**3,95**	**3,75**	**3,58**	**3,42**	**3,29**	**3,17**	**3,06**	**2,96**	**2,88**	**2,80**	**2,70**	**2,56**
	II (f)	**11,65**	**8,38**	**6,85**	**5,93**	**5,30**	**4,84**	**4,48**	**4,19**	**3,95**	**3,75**	**3,58**	**3,42**	**3,29**	**3,17**	**3,06**	**2,96**	**2,88**	**2,80**	**2,70**	**2,56**
	III (f)	**8,31**	**6,63**	**5,85**	**5,36**	**5,02**	**4,76**	**4,48**	**4,19**	**3,95**	**3,75**	**3,58**	**3,42**	**3,29**	**3,17**	**3,06**	**2,96**	**2,88**	**2,80**	**2,70**	**2,56**
Three-span	I, II (f)	**11,86**	**8,38**	**6,85**	**5,93**	**5,30**	**4,84**	**4,48**	**4,19**	**3,95**	**3,75**	**3,58**	**3,42**	**3,29**	**3,17**	**3,06**	**2,96**	**2,88**	**2,80**	**2,70**	**2,56**
	III (f)	**11,39**	**8,29**	**6,85**	**5,93**	**5,30**	**4,84**	**4,48**	**4,19**	**3,95**	**3,75**	**3,58**	**3,42**	**3,29**	**3,17**	**3,06**	**2,96**	**2,88**	**2,80**	**2,70**	**2,56**

The information on how to use the tables (see page 5) is to be considered. The following spans have been analysed for the most unfavourable load case combination of wind and temperature.

FischerTHERM plus SL 60 0,63/0,50
(Foam system FTS04)

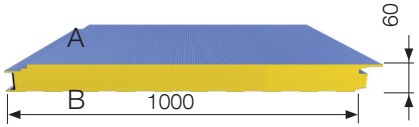

Wind pressure load

Structural System	Colour group	Wind pressure load in kN/m²																			
		0,25	0,50	0,75	1,00	1,25	1,50	1,75	2,00	2,25	2,50	2,75	3,00	3,25	3,50	3,75	4,00	4,25	4,50	4,75	5,00
Single-span	I, II, III	40 **10,20**	40 **7,28**	40 **5,96**	41 **5,17**	46 **4,63**	50 **4,20**	50 **3,61**	50 **3,16**	50 **2,81**	50 **2,53**	50 **2,30**	50 **2,11**	50 **1,95**	50 **1,81**	50 **1,69**	50 **1,58**	50 **1,49**	50 **1,41**	50 **1,33**	50 **1,26**
	I, II, III (f)	40 **5,71**	40 **4,75**	40 **4,20**	40 **3,82**	40 **3,54**	40 **3,31**	43 **3,12**	47 **2,96**	50 **2,81**	50 **2,53**	50 **2,30**	50 **2,11**	50 **1,95**	50 **1,81**	50 **1,69**	50 **1,58**	50 **1,49**	50 **1,41**	50 **1,33**	50 **1,26**
Two-span	I, II, III (f)	40 **6,19** 60	40 **4,69** 60	40 **4,02** 60	40 **3,62** 60	40 **3,35** 67	40 **3,14** 75	42 **2,98** 83	45 **2,85** 90	49 **2,74** 97	50 **2,53** 100	50 **2,30** 100	50 **2,11** 100	50 **1,94** 100	50 **1,81** 100	50 **1,68** 99	50 **1,58** 100	50 **1,49** 100	50 **1,40** 99	50 **1,33** 100	50 **1,26** 99
Three-span	I, II, III (f)	40 **7,61** 60	40 **5,53** 60	40 **4,60** 60	40 **4,04** 64	40 **3,67** 73	41 **3,39** 81	44 **3,18** 88	48 **3,00** 95	50 **2,81** 100	50 **2,53** 100	50 **2,30** 100	50 **2,11** 100	50 **1,94** 100	50 **1,81** 100	50 **1,68** 99	50 **1,58** 100	50 **1,49** 100	50 **1,40** 99	50 **1,33** 100	50 **1,26** 99

The information on how to use the tables (see page 5) is to be considered. The following spans have been analysed for the most unfavourable load case combination of wind and temperature.

FischerTHERM plus SL 60 0,63/0,50
(Foam system FTS04)

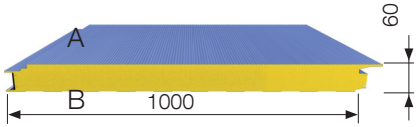

Wind suction load

Structural System	Colour group	Wind suction in kN/m²																			
		-0,25	-0,50	-0,75	-1,00	-1,25	-1,50	-1,75	-2,00	-2,25	-2,50	-2,75	-3,00	-3,25	-3,50	-3,75	-4,00	-4,25	-4,50	-4,75	-5,00
Single-span	I, II, III	**8,35**	**5,90**	**4,82**	**4,18**	**3,73**	**3,41**	**3,16**	**2,95**	**2,78**	**2,54**	**2,31**	**2,12**	**1,95**	**1,81**	**1,69**	**1,58**	**1,49**	**1,41**	**1,34**	**1,27**
	I (f)	**7,21**	**5,90**	**4,82**	**4,18**	**3,73**	**3,41**	**3,16**	**2,95**	**2,78**	**2,54**	**2,31**	**2,12**	**1,95**	**1,81**	**1,69**	**1,58**	**1,49**	**1,41**	**1,34**	**1,27**
	II (f)	**6,49**	**5,50**	**4,82**	**4,18**	**3,73**	**3,41**	**3,16**	**2,95**	**2,78**	**2,54**	**2,31**	**2,12**	**1,95**	**1,81**	**1,69**	**1,58**	**1,49**	**1,41**	**1,34**	**1,27**
	III (f)	**5,54**	**4,85**	**4,42**	**4,10**	**3,73**	**3,41**	**3,16**	**2,95**	**2,78**	**2,54**	**2,31**	**2,12**	**1,95**	**1,81**	**1,69**	**1,58**	**1,49**	**1,41**	**1,34**	**1,27**
Two-span	I, II (f)	**8,35**	**5,90**	**4,82**	**4,18**	**3,73**	**3,41**	**3,16**	**2,95**	**2,78**	**2,54**	**2,31**	**2,11**	**1,95**	**1,81**	**1,69**	**1,58**	**1,49**	**1,41**	**1,33**	**1,27**
	III (f)	**8,00**	**5,90**	**4,82**	**4,18**	**3,73**	**3,41**	**3,16**	**2,95**	**2,78**	**2,54**	**2,31**	**2,11**	**1,95**	**1,81**	**1,69**	**1,58**	**1,49**	**1,41**	**1,33**	**1,27**
Three-span	I, II, III (f)	**8,35**	**5,90**	**4,82**	**4,18**	**3,73**	**3,41**	**3,16**	**2,95**	**2,78**	**2,54**	**2,31**	**2,11**	**1,95**	**1,81**	**1,69**	**1,58**	**1,49**	**1,41**	**1,33**	**1,27**

The information on how to use the tables (see page 5) is to be considered. The following spans have been analysed for the most unfavourable load case combination of wind and temperature.

FischerTHERM plus SL 80 0,63/0,50
(Foam system FTS04)

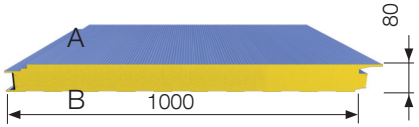

Wind pressure load

Structural System	Colour group	Wind pressure load in kN/m²																			
		0,25	0,50	0,75	1,00	1,25	1,50	1,75	2,00	2,25	2,50	2,75	3,00	3,25	3,50	3,75	4,00	4,25	4,50	4,75	5,00
Single-span	I, II, III	40	44	54	62	69	76	82	87	87	87	87	87	87	87	87	87	87	87	87	87
		11,80	**8,43**	**6,90**	**5,99**	**5,36**	**4,90**	**4,54**	**4,23**	**3,76**	**3,39**	**3,08**	**2,82**	**2,61**	**2,42**	**2,26**	**2,12**	**2,00**	**1,88**	**1,78**	**1,70**
	I, II, III (f)	40	40	41	50	57	64	71	77	82	87	87	87	87	87	87	87	87	87	87	87
		7,20	**5,97**	**5,28**	**4,80**	**4,44**	**4,16**	**3,92**	**3,72**	**3,55**	**3,39**	**3,08**	**2,82**	**2,61**	**2,42**	**2,26**	**2,12**	**2,00**	**1,88**	**1,78**	**1,70**
Two-span	I, II, III (f)	40	40	40	44	50	56	62	68	73	79	84	87	87	87	87	87	87	87	87	87
		7,17	**5,43**	**4,66**	**4,19**	**3,88**	**3,64**	**3,45**	**3,30**	**3,17**	**3,07**	**2,97**	**2,82**	**2,61**	**2,42**	**2,26**	**2,12**	**2,00**	**1,88**	**1,78**	**1,70**
		60	62	77	89	101	112	124	135	146	157	167	173	174	173	173	173	174	173	173	174
Three-span	I, II, III (f)	40	40	42	49	55	61	66	72	77	81	86	87	87	87	87	87	87	87	87	87
		8,81	**6,40**	**5,32**	**4,68**	**4,24**	**3,92**	**3,68**	**3,48**	**3,31**	**3,17**	**3,06**	**2,82**	**2,61**	**2,42**	**2,26**	**2,12**	**2,00**	**1,88**	**1,78**	**1,70**
		60	67	83	97	109	121	132	143	153	162	172	173	174	173	173	173	174	173	173	174

The information on how to use the tables (see page 5) is to be considered. The following spans have been analysed for the most unfavourable load case combination of wind and temperature.

FischerTHERM plus SL 80 0,63/0,50
(Foam system FTS04)

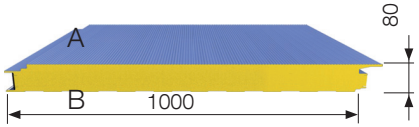

Wind suction load

Structural System	Colour group	Wind suction in kN/m²																			
		-0,25	-0,50	-0,75	-1,00	-1,25	-1,50	-1,75	-2,00	-2,25	-2,50	-2,75	-3,00	-3,25	-3,50	-3,75	-4,00	-4,25	-4,50	-4,75	-5,00
Single-span	I, II, III	**9,66**	**6,83**	**5,58**	**4,83**	**4,32**	**3,95**	**3,65**	**3,42**	**3,22**	**3,06**	**2,91**	**2,79**	**2,62**	**2,43**	**2,27**	**2,12**	**2,00**	**1,89**	**1,79**	**1,70**
	I (f)	**9,05**	**6,83**	**5,58**	**4,83**	**4,32**	**3,95**	**3,65**	**3,42**	**3,22**	**3,06**	**2,91**	**2,79**	**2,62**	**2,43**	**2,27**	**2,12**	**2,00**	**1,89**	**1,79**	**1,70**
	II (f)	**8,23**	**6,83**	**5,58**	**4,83**	**4,32**	**3,95**	**3,65**	**3,42**	**3,22**	**3,06**	**2,91**	**2,79**	**2,62**	**2,43**	**2,27**	**2,12**	**2,00**	**1,89**	**1,79**	**1,70**
	III (f)	**7,13**	**6,19**	**5,58**	**4,83**	**4,32**	**3,95**	**3,65**	**3,42**	**3,22**	**3,06**	**2,91**	**2,79**	**2,62**	**2,43**	**2,27**	**2,12**	**2,00**	**1,89**	**1,79**	**1,70**
Two-span	I, II (f)	**9,66**	**6,83**	**5,58**	**4,83**	**4,32**	**3,95**	**3,65**	**3,42**	**3,22**	**3,06**	**2,91**	**2,79**	**2,62**	**2,43**	**2,27**	**2,12**	**2,00**	**1,89**	**1,79**	**1,70**
	III (f)	**9,26**	**6,83**	**5,58**	**4,83**	**4,32**	**3,95**	**3,65**	**3,42**	**3,22**	**3,06**	**2,91**	**2,79**	**2,62**	**2,43**	**2,27**	**2,12**	**2,00**	**1,89**	**1,79**	**1,70**
Three-span	I, II, III (f)	**9,66**	**6,83**	**5,58**	**4,83**	**4,32**	**3,95**	**3,65**	**3,42**	**3,22**	**3,06**	**2,91**	**2,79**	**2,62**	**2,43**	**2,27**	**2,12**	**2,00**	**1,89**	**1,79**	**1,70**

The information on how to use the tables (see page 5) is to be considered. The following spans have been analysed for the most unfavourable load case combination of wind and temperature.

FischerTHERM plus SL 100 0,63/0,50
(Foam system FTS04)



Wind pressure load

Structural System	Colour group	Wind pressure load in kN/m²																			
		0,25	0,50	0,75	1,00	1,25	1,50	1,75	2,00	2,25	2,50	2,75	3,00	3,25	3,50	3,75	4,00	4,25	4,50	4,75	5,00
Single-span	I, II, III	40	49	60	69	77	85	91	98	104	109	109	109	109	109	109	109	109	109	109	109
		13,22	**9,44**	**7,73**	**6,70**	**6,00**	**5,48**	**5,08**	**4,75**	**4,48**	**4,25**	**3,86**	**3,54**	**3,27**	**3,04**	**2,84**	**2,66**	**2,50**	**2,36**	**2,24**	**2,13**
	I, II (f)	40	40	49	59	68	77	84	91	98	104	109	109	109	109	109	109	109	109	109	109
		8,60	**7,10**	**6,27**	**5,71**	**5,28**	**4,95**	**4,67**	**4,43**	**4,23**	**4,05**	**3,86**	**3,54**	**3,27**	**3,04**	**2,84**	**2,66**	**2,50**	**2,36**	**2,24**	**2,13**
	III (f)	40	40	49	59	68	77	84	91	98	104	109	109	109	109	109	109	109	109	109	109
		8,59	**7,10**	**6,27**	**5,71**	**5,28**	**4,95**	**4,67**	**4,43**	**4,23**	**4,05**	**3,86**	**3,54**	**3,27**	**3,04**	**2,84**	**2,66**	**2,50**	**2,36**	**2,24**	**2,13**
Two-span	I, II, III (f)	40	40	41	49	56	63	70	76	82	88	94	100	105	109	109	109	109	109	109	109
		8,02	**6,08**	**5,22**	**4,70**	**4,34**	**4,07**	**3,86**	**3,70**	**3,55**	**3,43**	**3,33**	**3,24**	**3,16**	**3,04**	**2,84**	**2,66**	**2,50**	**2,36**	**2,24**	**2,13**
		60	70	86	100	113	126	139	152	164	176	188	199	210	218	218	218	217	217	217	218
Three-span	I, II, III (f)	40	40	47	54	61	68	74	80	86	91	97	102	107	109	109	109	109	109	109	109
		9,87	**7,16**	**5,96**	**5,24**	**4,75**	**4,40**	**4,12**	**3,90**	**3,71**	**3,55**	**3,42**	**3,30**	**3,20**	**3,04**	**2,84**	**2,66**	**2,50**	**2,36**	**2,24**	**2,13**
		60	75	93	108	122	136	148	160	171	182	193	203	213	218	218	218	217	217	217	218

The information on how to use the tables (see page 5) is to be considered. The following spans have been analysed for the most unfavourable load case combination of wind and temperature.

FischerTHERM plus SL 100 0,63/0,50
(Foam system FTS04)



Wind suction load

Structural System	Colour group	Wind suction in kN/m²																			
		-0,25	-0,50	-0,75	-1,00	-1,25	-1,50	-1,75	-2,00	-2,25	-2,50	-2,75	-3,00	-3,25	-3,50	-3,75	-4,00	-4,25	-4,50	-4,75	-5,00
Single-span	I, II, III	**10,82**	**7,65**	**6,25**	**5,41**	**4,84**	**4,42**	**4,09**	**3,83**	**3,61**	**3,42**	**3,26**	**3,12**	**3,00**	**2,89**	**2,79**	**2,66**	**2,51**	**2,37**	**2,24**	**2,13**
	I, (f)	**10,76**	**7,65**	**6,25**	**5,41**	**4,84**	**4,42**	**4,09**	**3,83**	**3,61**	**3,42**	**3,26**	**3,12**	**3,00**	**2,89**	**2,79**	**2,66**	**2,51**	**2,37**	**2,24**	**2,13**
	II (f)	**9,86**	**7,65**	**6,25**	**5,41**	**4,84**	**4,42**	**4,09**	**3,83**	**3,61**	**3,42**	**3,26**	**3,12**	**3,00**	**2,89**	**2,79**	**2,66**	**2,51**	**2,37**	**2,24**	**2,13**
	III (f)	**8,63**	**7,45**	**6,25**	**5,41**	**4,84**	**4,42**	**4,09**	**3,83**	**3,61**	**3,42**	**3,26**	**3,12**	**3,00**	**2,89**	**2,79**	**2,66**	**2,51**	**2,37**	**2,24**	**2,13**
Two-span	I, II (f)	**10,82**	**7,65**	**6,25**	**5,41**	**4,84**	**4,42**	**4,09**	**3,83**	**3,61**	**3,42**	**3,26**	**3,12**	**3,00**	**2,89**	**2,79**	**2,66**	**2,51**	**2,37**	**2,24**	**2,13**
	IIII (f)	**10,37**	**7,65**	**6,25**	**5,41**	**4,84**	**4,42**	**4,09**	**3,83**	**3,61**	**3,42**	**3,26**	**3,12**	**3,00**	**2,89**	**2,79**	**2,66**	**2,51**	**2,37**	**2,24**	**2,13**
Three-span	I, II, III (f)	**10,82**	**7,65**	**6,25**	**5,41**	**4,84**	**4,42**	**4,09**	**3,83**	**3,61**	**3,42**	**3,26**	**3,12**	**3,00**	**2,89**	**2,79**	**2,66**	**2,51**	**2,37**	**2,24**	**2,13**

The information on how to use the tables (see page 5) is to be considered. The following spans have been analysed for the most unfavourable load case combination of wind and temperature.

FischerTHERM plus SL 120 0,63/0,50
(Foam system FTS04)



Wind pressure load

Structural System	Colour group	Wind pressure load in kN/m²																			
		0,25	0,50	0,75	1,00	1,25	1,50	1,75	2,00	2,25	2,50	2,75	3,00	3,25	3,50	3,75	4,00	4,25	4,50	4,75	5,00
Single-span	I, II, III	40	53	65	75	84	91	99	105	112	118	124	129	131	131	131	131	131	131	131	131
		14,26	**10,18**	**8,34**	**7,24**	**6,48**	**5,92**	**5,48**	**5,13**	**4,84**	**4,59**	**4,38**	**4,19**	**3,94**	**3,66**	**3,41**	**3,20**	**3,01**	**2,84**	**2,69**	**2,56**
	I, II, III (f)	40	43	56	68	78	88	97	105	112	118	124	129	131	131	131	131	131	131	131	131
		9,91	**8,17**	**7,21**	**6,56**	**6,08**	**5,69**	**5,38**	**5,11**	**4,84**	**4,59**	**4,38**	**4,19**	**3,94**	**3,66**	**3,41**	**3,20**	**3,01**	**2,84**	**2,69**	**2,56**
Two-span	I, II, III (f)	40	40	45	53	62	69	76	83	90	97	103	109	115	121	127	131	131	131	131	131
		8,80	**6,67**	**5,72**	**5,15**	**4,76**	**4,46**	**4,24**	**4,05**	**3,90**	**3,76**	**3,65**	**3,55**	**3,46**	**3,38**	**3,31**	**3,20**	**3,01**	**2,84**	**2,69**	**2,56**
		60	76	94	110	124	138	152	166	180	193	206	218	230	242	254	262	261	261	261	261
Three-span	I, II, III (f)	40	41	51	60	67	75	81	88	94	100	106	111	117	122	128	131	131	131	131	131
		10,82	**7,85**	**6,53**	**5,75**	**5,21**	**4,82**	**4,52**	**4,27**	**4,07**	**3,90**	**3,75**	**3,62**	**3,51**	**3,41**	**3,32**	**3,20**	**3,01**	**2,84**	**2,69**	**2,56**
		60	82	101	119	134	149	162	175	188	200	211	222	233	244	255	262	261	261	261	261

The information on how to use the tables (see page 5) is to be considered. The following spans have been analysed for the most unfavourable load case combination of wind and temperature.

FischerTHERM plus SL 120 0,63/0,50
(Foam system FTS04)



Wind suction load

Structural System	Colour group	Wind suction in kN/m²																			
		-0,25	-0,50	-0,75	-1,00	-1,25	-1,50	-1,75	-2,00	-2,25	-2,50	-2,75	-3,00	-3,25	-3,50	-3,75	-4,00	-4,25	-4,50	-4,75	-5,00
Single-span	I, II, III	**11,87**	**8,39**	**6,85**	**5,93**	**5,31**	**4,84**	**4,48**	**4,20**	**3,96**	**3,75**	**3,58**	**3,43**	**3,29**	**3,17**	**3,06**	**2,97**	**2,88**	**2,80**	**2,70**	**2,56**
	I, (f)	**11,87**	**8,39**	**6,85**	**5,93**	**5,31**	**4,84**	**4,48**	**4,20**	**3,96**	**3,75**	**3,58**	**3,43**	**3,29**	**3,17**	**3,06**	**2,97**	**2,88**	**2,80**	**2,70**	**2,56**
	II (f)	**11,41**	**8,39**	**6,85**	**5,93**	**5,31**	**4,84**	**4,48**	**4,20**	**3,96**	**3,75**	**3,58**	**3,43**	**3,29**	**3,17**	**3,06**	**2,97**	**2,88**	**2,80**	**2,70**	**2,56**
	III (f)	**10,06**	**8,39**	**6,85**	**5,93**	**5,31**	**4,84**	**4,48**	**4,20**	**3,96**	**3,75**	**3,58**	**3,43**	**3,29**	**3,17**	**3,06**	**2,97**	**2,88**	**2,80**	**2,70**	**2,56**
Two-span	I, II (f)	**11,87**	**8,39**	**6,85**	**5,93**	**5,31**	**4,84**	**4,48**	**4,20**	**3,96**	**3,75**	**3,58**	**3,43**	**3,29**	**3,17**	**3,06**	**2,97**	**2,88**	**2,80**	**2,70**	**2,56**
	IIII (f)	**10,87**	**8,22**	**6,85**	**5,93**	**5,31**	**4,84**	**4,48**	**4,20**	**3,96**	**3,75**	**3,58**	**3,43**	**3,29**	**3,17**	**3,06**	**2,97**	**2,88**	**2,80**	**2,70**	**2,56**
Three-span	I, II, III (f)	**11,87**	**8,39**	**6,85**	**5,93**	**5,31**	**4,84**	**4,48**	**4,20**	**3,96**	**3,75**	**3,58**	**3,43**	**3,29**	**3,17**	**3,06**	**2,97**	**2,88**	**2,80**	**2,70**	**2,56**

The information on how to use the tables (see page 5) is to be considered. The following spans have been analysed for the most unfavourable load case combination of wind and temperature.

INFORMATION ON FischerTHERM PLUS WALL ELEMENT TABLES (with concealed fastening)

When using the tables, please note:

- The characteristic loads should be determined according to the applicable regulations (e.g., DIN standards, Eurocodes).
- The minimum span for the actual application should be selected from the three tables (i.e., wind pressure, wind suction and wind suction in the case of concealed fastening). The first two tables apply to loads on the element and the third table applies to loads on the fasteners.
- For colour groups I (very light), II (light) and III (dark), see approval, appendix A, para. 3.4.2.
- The table of spans applies to buildings with normal indoor conditions (e.g. no cold stores, deep-freeze stores or ripening chambers).
- Permissible spans are quoted in meters [m]. For the required support widths and the fastening method, see also the example below.
- Maximum deflection is l/100 under most unfavourable conditions, please refer to approval, appendix A, para. 7.6 (additional line for colour group marked with (f) and highlighted in grey).
- The values quoted in the tables are optimised for maximum single spans. For other systems, e.g. smaller spans etc., other fastening methods may be sufficient, or additional direct fastening may be needed. These should be determined on a case by case basis.
- For other structural systems, e.g., unequal spans, cantilevers, etc. or other loads, the individual case must be analysed.
- Transfer of wind uplift forces into the substructure (pulling out) must be subject to an individual structural analysis.
- The fastening variants comply with the provisions of approval no. Z-10.4-540 dated May 2011, appendix B, sheet 2.02 and only apply in connection with the quoted fasteners and edge distances.
- Special information on strength, design parameters and their supervision should be taken from the structural analysis for the type concerned.

EXAMPLE WITH CONCEALED FASTENING

from table „Wind pressure“:

46 — Required end supporting width [mm]

5.65 — Permissible span [m]

92 — Required intermediate supporting width [mm]

Permissible span = 2.23 m

aus Tab. Windsog:	6.05	Permissible span [m]
from table „Wind suction“ : with concealed fastening	2.23	Permissible span [m]

FischerTHERM plus ML or plus SL 60, 0,63/0,50
(Foam system FTS04)



Wind suction load, taking account of concealed fastening

Structural System	Colour group	Wind suction in kN/m²																			
		-0,25	-0,50	-0,75	-1,00	-1,25	-1,50	-1,75	-2,00	-2,25	-2,50	-2,75	-3,00	-3,25	-3,50	-3,75	-4,00	-4,25	-4,50	-4,75	-5,00
Single-span	I, II, III	D **17,39**	D **8,69**	D **5,80**	D **4,35**	D **3,48**	D **2,90**	D **2,48**	D **2,17**	D **1,93**	D **1,74**	D **1,58**	D **1,45**	D **1,34**	D **1,24**	D **1,16**	D **1,09**	D **1,02**	D **0,97**	D **0,92**	D **0,87**
Two-span	I	C **16,81** C	D **8,67** D	D **5,72** D	D **4,27** D	D **3,42** D	D **2,86** D	D **2,46** D	D **2,08** C	D **1,80** C	D **1,59** C	D **1,42** C	D **1,30** C	D **1,19** C	D **1,10** C	D **1,02** C	D **0,96** C	D **0,91** C	D **0,86** C	D **0,81** C	D **0,77** C
	II	C **16,81** C	D **8,54** D	D **5,60** D	D **4,16** D	D **3,31** D	D **2,77** D	D **2,38** D	D **2,08** D	D **1,80** C	D **1,59** C	D **1,42** C	D **1,30** C	D **1,19** C	D **1,10** C	D **1,02** C	D **0,96** C	D **0,91** C	D **0,86** C	D **0,81** C	D **0,77** C
	III	C **16,81** D	D **8,34** D	D **5,40** D	D **3,98** D	D **3,15** D	D **2,62** D	D **2,26** D	D **2,00** D	D **1,79** D	D **1,59** D	D **1,42** C	D **1,30** C	D **1,19** C	D **1,10** C	D **1,02** C	D **0,96** C	D **0,91** C	D **0,86** C	D **0,81** C	D **0,77** C
Three-span	I	D **20,27** D	D **10,06** D	D **6,66** D	D **4,82** D	D **3,72** C	D **2,99** C	D **2,46** C	D **2,07** C	D **1,78** C	D **1,56** C	D **1,38** C	D **1,24** C	D **1,13** C	D **1,03** C	D **0,96** C	D **0,90** C	D **0,84** C	D **0,79** C	D **0,75** C	D **0,71** C
	II	D **20,22** D	D **10,01** D	D **6,62** D	D **4,83** D	D **3,72** C	D **2,99** C	D **2,46** C	D **2,07** C	D **1,78** C	D **1,56** C	D **1,38** C	D **1,24** C	D **1,13** C	D **1,03** C	D **0,96** C	D **0,90** C	D **0,84** C	D **0,79** C	D **0,75** C	D **0,71** C
	III	D **20,14** D	D **9,94** D	D **6,54** D	D **4,82** D	D **3,72** D	D **2,99** C	D **2,46** C	D **2,07** C	D **1,78** C	D **1,56** C	D **1,38** C	D **1,24** C	D **1,13** C	D **1,03** C	D **0,96** C	D **0,90** C	D **0,84** C	D **0,79** C	D **0,75** C	D **0,71** C

The information on how to use the tables (see page 32) is to be considered. The following spans have been analysed for the most unfavourable load case combination of wind and temperature.

Element evidence for FischerTherm plus ML 60 0,63/0,50:	Wind pressure load	see page 16
	Wind suction load	see page 17
Element evidence for FischerTherm plus SL 60 0,63/0,50:	Wind pressure load	see page 24
	Wind suction load	see page 25

FischerTHERM plus ML or plus SL 80, 0,63/0,50
(Foam system FTS04)



Wind suction load, taking account of concealed fastening

Structural System	Colour group	Wind suction in kN/m²																			
		-0,25	-0,50	-0,75	-1,00	-1,25	-1,50	-1,75	-2,00	-2,25	-2,50	-2,75	-3,00	-3,25	-3,50	-3,75	-4,00	-4,25	-4,50	-4,75	-5,00
Single-span	I, II, III	D 17,39	D 8,69	D 5,80	D 4,35	D 3,48	D 2,90	D 2,48	D 2,17	D 1,93	D 1,74	D 1,58	D 1,45	D 1,34	D 1,24	D 1,16	D 1,09	D 1,02	D 0,97	D 0,92	D 0,87
Two-span	I	D 17,50 D	D 8,57 D	D 5,64 D	D 4,21 D	D 3,38 D	D 2,75 D	D 2,26 C	D 1,92 C	D 1,68 C	D 1,49 C	D 1,35 C	D 1,24 C	D 1,14 C	D 1,06 C	D 1,00 C	D 0,94 C	D 0,88 C	D 0,84 C	D 0,80 C	D 0,76 C
	II	C 17,33 D	D 8,39 D	D 5,48 D	D 4,06 D	D 3,25 D	D 2,72 D	D 2,26 C	D 1,92 C	D 1,68 C	D 1,49 C	D 1,35 C	D 1,24 C	D 1,14 C	D 1,06 C	D 1,00 C	D 0,94 C	D 0,88 C	D 0,84 C	D 0,80 C	D 0,76 C
	III	C 17,06 D	D 8,12 D	D 5,22 D	D 3,83 D	D 3,05 D	D 2,55 D	D 2,21 D	D 1,92 D	D 1,68 C	D 1,49 C	D 1,35 C	D 1,24 C	D 1,14 C	D 1,06 C	D 1,00 C	D 0,94 C	D 0,88 C	D 0,84 C	D 0,80 C	D 0,76 C
Three-span	I	D 20,22 D	D 10,02 D	D 6,43 D	D 4,60 C	D 3,49 C	D 2,75 C	D 2,24 C	D 1,87 C	D 1,60 C	D 1,40 C	D 1,25 C	D 1,14 C	D 1,04 C	D 0,97 C	D 0,90 C	D 0,85 C	D 0,80 C	D 0,76 C	D 0,72 C	D 0,69 C
	II	D 20,15 D	D 9,95 D	D 6,44 D	D 4,60 C	D 3,49 C	D 2,75 C	D 2,24 C	D 1,87 C	D 1,60 C	D 1,40 C	D 1,25 C	D 1,14 C	D 1,04 C	D 0,97 C	D 0,90 C	D 0,85 C	D 0,80 C	D 0,76 C	D 0,72 C	D 0,69 C
	III	D 20,05 D	D 9,84 D	D 6,43 D	D 4,59 C	D 3,49 C	D 2,75 C	D 2,24 C	D 1,87 C	D 1,60 C	D 1,40 C	D 1,25 C	D 1,14 C	D 1,04 C	D 0,97 C	D 0,90 C	D 0,85 C	D 0,80 C	D 0,76 C	D 0,72 C	D 0,69 C

The information on how to use the tables (see page 32) is to be considered. The following spans have been analysed for the most unfavourable load case combination of wind and temperature.

Element evidence for FischerTherm plus ML 80 0,63/0,50:	Wind pressure load	see page 18
	Wind suction load	see page 19
Element evidence for FischerTherm plus SL 80 0,63/0,50:	Wind pressure load	see page 26
	Wind suction load	see page 27

FischerTHERM plus ML or plus SL 100, 0,63/0,50
(Foam system FTS04)



Wind suction load, taking account of concealed fastening

Structural System	Colour group	Wind suction in kN/m²																			
		-0,25	-0,50	-0,75	-1,00	-1,25	-1,50	-1,75	-2,00	-2,25	-2,50	-2,75	-3,00	-3,25	-3,50	-3,75	-4,00	-4,25	-4,50	-4,75	-5,00
Single-span	I, II, III	D **17,39**	D **8,69**	D **5,80**	D **4,35**	D **3,48**	D **2,90**	D **2,48**	D **2,17**	D **1,93**	D **1,74**	D **1,58**	D **1,45**	D **1,34**	D **1,24**	D **1,16**	D **1,09**	D **1,02**	D **0,97**	D **0,92**	D **0,87**
Two-span	I	D **17,37** D	D **8,47** D	D **5,56** D	D **4,16** D	D **3,23** C	D **2,54** C	D **2,11** C	D **1,81** C	D **1,60** C	D **1,44** C	D **1,31** C	D **1,20** C	D **1,11** C	D **1,04** C	D **0,98** C	D **0,92** C	D **0,87** C	D **0,82** C	D **0,79** C	D **0,75** C
	II	D **17,15** D	D **8,25** D	D **5,36** D	D **3,98** D	D **3,19** D	D **2,54** C	D **2,11** C	D **1,81** C	D **1,60** C	D **1,44** C	D **1,31** C	D **1,20** C	D **1,11** C	D **1,04** C	D **0,98** C	D **0,92** C	D **0,87** C	D **0,82** C	D **0,79** C	D **0,75** C
	III	C **16,82** D	D **7,89** D	D **5,04** D	D **3,70** D	D **2,96** D	D **2,50** D	D **2,11** D	D **1,81** C	D **1,60** C	D **1,44** C	D **1,31** C	D **1,20** C	D **1,11** C	D **1,04** C	D **0,98** C	D **0,92** C	D **0,87** C	D **0,82** C	D **0,79** C	D **0,75** C
Three-span	I	D **20,16** D	D **9,89** D	D **6,21** C	D **4,35** C	D **3,24** C	D **2,53** C	D **2,03** C	D **1,70** C	D **1,47** C	D **1,30** C	D **1,17** C	D **1,07** C	D **1,00** C	D **0,93** C	D **0,87** C	D **0,82** C	D **0,78** C	D **0,74** C	D **0,70** C	D **0,67** C
	II	D **20,08** D	D **9,88** D	D **6,21** C	D **4,35** C	D **3,24** C	D **2,53** C	D **2,03** C	D **1,70** C	D **1,47** C	D **1,30** C	D **1,17** C	D **1,07** C	D **1,00** C	D **0,93** C	D **0,87** C	D **0,82** C	D **0,78** C	D **0,74** C	D **0,70** C	D **0,67** C
	III	D **19,95** D	D **9,75** D	D **6,21** D	D **4,35** C	D **3,24** C	D **2,53** C	D **2,03** C	D **1,70** C	D **1,47** C	D **1,30** C	D **1,17** C	D **1,07** C	D **1,00** C	D **0,93** C	D **0,87** C	D **0,82** C	D **0,78** C	D **0,74** C	D **0,70** C	D **0,67** C

The information on how to use the tables (see page 32) is to be considered. The following spans have been analysed for the most unfavourable load case combination of wind and temperature.

Element evidence for FischerTherm plus ML 100 0,63/0,50:	Wind pressure load	see page 20
	Wind suction load	see page 21
Element evidence for FischerTherm plus SL 100 0,63/0,50:	Wind pressure load	see page 28
	Wind suction load	see page 29

FischerTHERM plus ML or plus SL 120, 0,63/0,50
(Foam system FTS04)

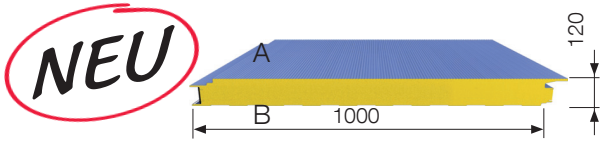

Wind suction load, taking account of concealed fastening

Structural System	Colour group	Wind suction in kN/m²																			
		-0,25	-0,50	-0,75	-1,00	-1,25	-1,50	-1,75	-2,00	-2,25	-2,50	-2,75	-3,00	-3,25	-3,50	-3,75	-4,00	-4,25	-4,50	-4,75	-5,00
Single-span	I, II, III	D 16,59	D 8,29	D 5,53	D 4,15	D 3,32	D 2,76	D 2,37	D 2,07	D 1,84	D 1,66	D 1,51	D 1,38	D 1,28	D 1,18	D 1,11	D 1,04	D 0,98	D 0,92	D 0,87	D 0,83
Two-span	I	D 16,38 D	D 7,92 D	D 5,20 D	D 3,72 C	D 2,76 C	D 2,21 C	D 1,87 C	D 1,63 C	D 1,45 C	D 1,32 C	D 1,21 C	D 1,11 C	D 1,04 C	D 0,97 C	D 0,91 C	D 0,86 C	D 0,82 C	D 0,78 C	D 0,74 C	D 0,71 C
	II	D 16,11 D	D 7,64 D	D 4,95 D	D 3,69 D	D 2,76 C	D 2,21 C	D 1,87 C	D 1,63 C	D 1,45 C	D 1,32 C	D 1,21 C	D 1,11 C	D 1,04 C	D 0,97 C	D 0,91 C	D 0,86 C	D 0,82 C	D 0,78 C	D 0,74 C	D 0,71 C
	III	C 15,65 D	D 7,19 D	D 4,55 D	D 3,37 D	D 2,73 D	D 2,21 C	D 1,87 C	D 1,63 C	D 1,45 C	D 1,32 C	D 1,21 C	D 1,11 C	D 1,04 C	D 0,97 C	D 0,91 C	D 0,86 C	D 0,82 C	D 0,78 C	D 0,74 C	D 0,71 C
Three-span	I	D 19,16 D	D 9,09 C	D 5,55 C	D 3,76 C	D 2,70 C	D 2,08 C	D 1,69 C	D 1,45 C	D 1,27 C	D 1,14 C	D 1,04 C	D 0,97 C	D 0,90 C	D 0,84 C	D 0,80 C	D 0,75 C	D 0,72 C	D 0,68 C	D 0,65 C	D 0,62 C
	II	D 19,05 D	D 9,10 D	D 5,55 C	D 3,76 C	D 2,70 C	D 2,08 C	D 1,69 C	D 1,45 C	D 1,27 C	D 1,14 C	D 1,04 C	D 0,97 C	D 0,90 C	D 0,84 C	D 0,80 C	D 0,75 C	D 0,72 C	D 0,68 C	D 0,65 C	D 0,62 C
	III	D 18,89 D	D 9,10 D	D 5,55 C	D 3,76 C	D 2,70 C	D 2,08 C	D 1,69 C	D 1,45 C	D 1,27 C	D 1,14 C	D 1,04 C	D 0,97 C	D 0,90 C	D 0,84 C	D 0,80 C	D 0,75 C	D 0,72 C	D 0,68 C	D 0,65 C	D 0,62 C

The information on how to use the tables (see page 32) is to be considered. The following spans have been analysed for the most unfavourable load case combination of wind and temperature.

Element evidence for FischerTherm plus ML 120 0,63/0,50:	Wind pressure load	see page 22
	Wind suction load	see page 23
Element evidence for FischerTherm plus SL 120 0,63/0,50:	Wind pressure load	see page 30
	Wind suction load	see page 31

FischerTherm TL 65 0,55/0,50
(Foam system FTS04)

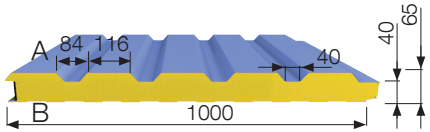

Wind pressure load

Structural System	Colour group	Wind pressure load in kN/m²																			
		0,25	0,50	0,75	1,00	1,25	1,50	1,75	2,00	2,25	2,50	2,75	3,00	3,25	3,50	3,75	4,00	4,25	4,50	4,75	5,00
Single-span	I, II, III	40	40	40	40	42	46	49	52	54	57	59	61	63	65	67	68	69	71	72	73
		8,15	**5,78**	**4,69**	**4,04**	**3,58**	**3,25**	**2,98**	**2,76**	**2,58**	**2,43**	**2,30**	**2,18**	**2,08**	**1,98**	**1,90**	**1,82**	**1,75**	**1,69**	**1,63**	**1,57**
	I, II, III (f)	40	40	40	40	42	46	49	52	54	57	59	61	63	65	67	68	69	71	72	73
		5,72	**4,77**	**4,23**	**3,86**	**3,58**	**3,25**	**2,98**	**2,76**	**2,58**	**2,43**	**2,30**	**2,18**	**2,08**	**1,98**	**1,90**	**1,82**	**1,75**	**1,69**	**1,63**	**1,57**
Two-span	I, II, III (f)	40	40	40	40	40	40	41	41	41	41	42	42	43	43	44	45	45	46	47	48
		7,01	**5,36**	**4,61**	**4,04**	**3,36**	**2,83**	**2,46**	**2,18**	**1,94**	**1,75**	**1,61**	**1,49**	**1,40**	**1,32**	**1,25**	**1,19**	**1,14**	**1,09**	**1,05**	**1,02**
		60	60	65	76	79	80	81	82	82	82	83	83	85	86	87	89	90	91	93	95
Three-span	I, II, III	40	40	40	40	42	45	45	45	46	47	48	48	49	50	51	52	53	53	54	55
		8,16	**5,78**	**4,69**	**4,04**	**3,58**	**3,16**	**2,74**	**2,42**	**2,19**	**2,00**	**1,85**	**1,72**	**1,62**	**1,53**	**1,45**	**1,38**	**1,32**	**1,27**	**1,22**	**1,18**
		60	60	66	76	84	89	90	90	92	93	95	96	98	100	101	103	105	106	108	110
	I, II (f)	40	40	40	40	42	45	45	45	46	47	48	48	49	50	51	52	53	53	54	55
		8,15	**5,78**	**4,69**	**4,04**	**3,58**	**3,16**	**2,74**	**2,42**	**2,19**	**2,00**	**1,85**	**1,72**	**1,62**	**1,53**	**1,45**	**1,38**	**1,32**	**1,27**	**1,22**	**1,18**
		60	60	66	76	84	89	90	90	92	93	95	96	98	100	101	103	105	106	108	110
	III (f)	40	40	40	40	42	45	45	45	46	47	48	48	49	50	51	52	53	53	54	55
		8,16	**5,78**	**4,69**	**4,04**	**3,58**	**3,16**	**2,74**	**2,42**	**2,19**	**2,00**	**1,85**	**1,72**	**1,62**	**1,53**	**1,45**	**1,38**	**1,32**	**1,27**	**1,22**	**1,18**
		60	60	66	76	84	89	90	90	92	93	95	96	98	100	101	103	105	106	108	110

The information on how to use the tables (see page 5) is to be considered. The following spans have been analysed for the most unfavourable load case combination of wind and temperature.

FischerTHERM TL 65 0,55/0,50
(Foam system FTS04)

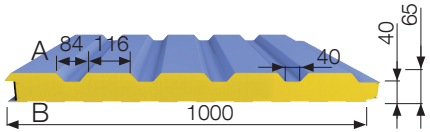

Wind suction load

Structural System	Colour group	Wind suction in kN/m²																			
		-0,25	-0,50	-0,75	-1,00	-1,25	-1,50	-1,75	-2,00	-2,25	-2,50	-2,75	-3,00	-3,25	-3,50	-3,75	-4,00	-4,25	-4,50	-4,75	-5,00
Single-span	I, II, III	**8,32**	**5,90**	**4,83**	**4,20**	**3,76**	**3,44**	**3,20**	**3,00**	**2,84**	**2,70**	**2,57**	**2,40**	**2,24**	**2,12**	**2,00**	**1,90**	**1,82**	**1,74**	**1,67**	**1,61**
	I (f)	**7,20**	**5,90**	**4,83**	**4,20**	**3,76**	**3,44**	**3,20**	**3,00**	**2,84**	**2,70**	**2,57**	**2,40**	**2,24**	**2,12**	**2,00**	**1,90**	**1,82**	**1,74**	**1,67**	**1,61**
	II (f)	**6,52**	**5,53**	**4,83**	**4,20**	**3,76**	**3,44**	**3,20**	**3,00**	**2,84**	**2,70**	**2,57**	**2,40**	**2,24**	**2,12**	**2,00**	**1,90**	**1,82**	**1,74**	**1,67**	**1,61**
	III (f)	**5,62**	**4,92**	**4,48**	**4,16**	**3,76**	**3,44**	**3,20**	**3,00**	**2,84**	**2,70**	**2,57**	**2,40**	**2,24**	**2,12**	**2,00**	**1,90**	**1,82**	**1,74**	**1,67**	**1,61**
Two-span	I (f)	**8,32**	**5,90**	**4,83**	**4,15**	**3,67**	**3,32**	**3,06**	**2,84**	**2,65**	**2,49**	**2,35**	**2,22**	**2,12**	**2,02**	**1,94**	**1,86**	**1,80**	**1,73**	**1,67**	**1,61**
	II (f)	**7,83**	**5,33**	**4,28**	**3,67**	**3,27**	**2,98**	**2,76**	**2,58**	**2,43**	**2,31**	**2,20**	**2,11**	**2,03**	**1,96**	**1,89**	**1,83**	**1,78**	**1,73**	**1,67**	**1,61**
	III (f)	**5,77**	**4,08**	**3,38**	**2,98**	**2,70**	**2,50**	**2,34**	**2,22**	**2,11**	**2,02**	**1,94**	**1,87**	**1,80**	**1,75**	**1,70**	**1,65**	**1,61**	**1,57**	**1,53**	**1,50**
Three-span	I, II (f)	**8,32**	**5,90**	**4,83**	**4,20**	**3,76**	**3,44**	**3,20**	**2,96**	**2,76**	**2,60**	**2,46**	**2,34**	**2,24**	**2,12**	**2,00**	**1,90**	**1,82**	**1,74**	**1,67**	**1,61**
	III (f)	**8,32**	**5,63**	**4,44**	**3,76**	**3,31**	**2,98**	**2,74**	**2,55**	**2,39**	**2,26**	**2,15**	**2,06**	**1,97**	**1,90**	**1,83**	**1,77**	**1,72**	**1,67**	**1,63**	**1,59**

The information on how to use the tables (see page 5) is to be considered. The following spans have been analysed for the most unfavourable load case combination of wind and temperature.

FischerTHERM TL 85 0,55/0,50
(Foam system FTS04)

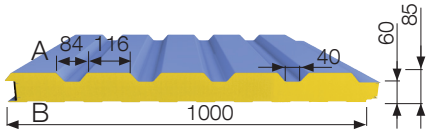

Wind pressure load

Structural System	Colour group	Wind pressure load in kN/m²																			
		0,25	0,50	0,75	1,00	1,25	1,50	1,75	2,00	2,25	2,50	2,75	3,00	3,25	3,50	3,75	4,00	4,25	4,50	4,75	5,00
Single-span	I, II, III	40	40	44	50	56	61	65	69	72	76	79	82	84	87	89	91	93	95	97	99
		9,75	**6,92**	**5,63**	**4,85**	**4,31**	**3,91**	**3,60**	**3,34**	**3,13**	**2,95**	**2,79**	**2,65**	**2,53**	**2,42**	**2,32**	**2,23**	**2,14**	**2,07**	**2,00**	**1,93**
	I, II, III (f)	40	40	41	50	56	61	65	69	72	76	79	82	84	87	89	91	93	95	97	99
		7,13	**5,92**	**5,23**	**4,77**	**4,31**	**3,91**	**3,60**	**3,34**	**3,13**	**2,95**	**2,79**	**2,65**	**2,53**	**2,42**	**2,32**	**2,23**	**2,14**	**2,07**	**2,00**	**1,93**
Two-span	I, II, III (f)	40	40	40	48	51	51	51	50	50	50	50	50	50	51	51	52	53	54	54	55
		7,87	**6,00**	**5,16**	**4,65**	**3,94**	**3,26**	**2,80**	**2,44**	**2,14**	**1,92**	**1,75**	**1,62**	**1,50**	**1,41**	**1,33**	**1,27**	**1,21**	**1,16**	**1,11**	**1,07**
		60	66	82	96	102	103	104	104	104	104	104	104	104	105	106	107	108	109	109	110
Three-span	I, II, III (f)	40	40	44	50	56	57	56	57	57	57	58	59	59	60	61	62	62	63	64	65
		9,52	**6,92**	**5,63**	**4,85**	**4,31**	**3,66**	**3,12**	**2,74**	**2,45**	**2,22**	**2,04**	**1,90**	**1,77**	**1,66**	**1,57**	**1,50**	**1,42**	**1,36**	**1,31**	**1,26**
		60	72	88	100	111	113	112	113	113	114	115	117	118	119	121	123	124	125	127	129

The information on how to use the tables (see page 5) is to be considered. The following spans have been analysed for the most unfavourable load case combination of wind and temperature.

FischerTHERM TL 85 0,55/0,50
(Foam system FTS04)

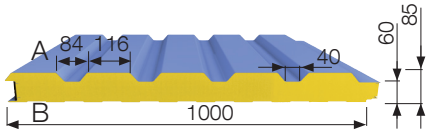

Wind suction load

Structural System	Colour group	Wind suction in kN/m²																			
		-0,25	-0,50	-0,75	-1,00	-1,25	-1,50	-1,75	-2,00	-2,25	-2,50	-2,75	-3,00	-3,25	-3,50	-3,75	-4,00	-4,25	-4,50	-4,75	-5,00
Single-span	I, II, III	**9,61**	**6,81**	**5,57**	**4,83**	**4,32**	**3,96**	**3,67**	**3,44**	**3,24**	**3,08**	**2,94**	**2,82**	**2,72**	**2,62**	**2,52**	**2,39**	**2,27**	**2,16**	**2,07**	**1,98**
	I (f)	**8,94**	**6,81**	**5,57**	**4,83**	**4,32**	**3,96**	**3,67**	**3,44**	**3,24**	**3,08**	**2,94**	**2,82**	**2,72**	**2,62**	**2,52**	**2,39**	**2,27**	**2,16**	**2,07**	**1,98**
	II (f)	**8,16**	**6,80**	**5,57**	**4,83**	**4,32**	**3,96**	**3,67**	**3,44**	**3,24**	**3,08**	**2,94**	**2,82**	**2,72**	**2,62**	**2,52**	**2,39**	**2,27**	**2,16**	**2,07**	**1,98**
	III (f)	**7,10**	**6,16**	**5,57**	**4,83**	**4,32**	**3,96**	**3,67**	**3,44**	**3,24**	**3,08**	**2,94**	**2,82**	**2,72**	**2,62**	**2,52**	**2,39**	**2,27**	**2,16**	**2,07**	**1,98**
Two-span	I (f)	**9,61**	**6,81**	**5,57**	**4,72**	**4,16**	**3,76**	**3,45**	**3,20**	**2,98**	**2,79**	**2,63**	**2,49**	**2,37**	**2,26**	**2,16**	**2,07**	**1,99**	**1,92**	**1,85**	**1,79**
	II (f)	**9,07**	**6,10**	**4,87**	**4,16**	**3,70**	**3,36**	**3,10**	**2,90**	**2,73**	**2,59**	**2,46**	**2,36**	**2,26**	**2,18**	**2,10**	**2,04**	**1,98**	**1,92**	**1,85**	**1,79**
	III (f)	**6,61**	**4,62**	**3,82**	**3,35**	**3,04**	**2,80**	**2,62**	**2,48**	**2,36**	**2,25**	**2,16**	**2,08**	**2,00**	**1,94**	**1,88**	**1,83**	**1,78**	**1,73**	**1,69**	**1,65**
Three-span	I, II (f)	**9,61**	**6,80**	**5,57**	**4,83**	**4,32**	**3,95**	**3,67**	**3,44**	**3,20**	**2,98**	**2,80**	**2,65**	**2,52**	**2,40**	**2,29**	**2,19**	**2,11**	**2,03**	**1,96**	**1,89**
	III (f)	**9,61**	**6,44**	**5,04**	**4,24**	**3,71**	**3,34**	**3,05**	**2,83**	**2,65**	**2,50**	**2,38**	**2,26**	**2,17**	**2,09**	**2,01**	**1,94**	**1,88**	**1,83**	**1,78**	**1,73**

The information on how to use the tables (see page 5) is to be considered. The following spans have been analysed for the most unfavourable load case combination of wind and temperature.

FischerTHERM WL 80 0,63/0,50
(Foam system FTS04)

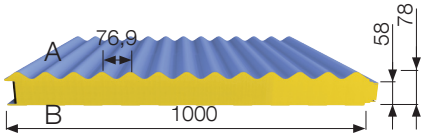

Wind pressure load

Structural System	Colour group	Wind pressure load in kN/m²																			
		0,25	0,50	0,75	1,00	1,25	1,50	1,75	2,00	2,25	2,50	2,75	3,00	3,25	3,50	3,75	4,00	4,25	4,50	4,75	5,00
Single-span	I, II, III	40	48	58	66	73	80	81	81	82	83	83	84	85	85	86	87	87	88	89	89
		12,78	**9,08**	**7,39**	**6,38**	**5,68**	**5,16**	**4,48**	**3,95**	**3,54**	**3,22**	**2,95**	**2,73**	**2,54**	**2,38**	**2,24**	**2,11**	**2,00**	**1,91**	**1,82**	**1,74**
	I, II, III (f)	40	40	40	45	52	58	64	69	74	79	83	84	85	85	86	87	87	88	89	89
		6,46	**5,37**	**4,75**	**4,33**	**4,01**	**3,75**	**3,54**	**3,36**	**3,21**	**3,07**	**2,95**	**2,73**	**2,54**	**2,38**	**2,24**	**2,11**	**2,00**	**1,91**	**1,82**	**1,74**
Two-span	I, II, III (f)	40	40	40	43	50	56	59	61	64	66	68	70	72	73	75	77	79	80	81	83
		7,01	**5,36**	**4,62**	**4,18**	**3,87**	**3,64**	**3,27**	**2,98**	**2,76**	**2,56**	**2,40**	**2,27**	**2,15**	**2,04**	**1,95**	**1,87**	**1,80**	**1,73**	**1,67**	**1,61**
		60	60	75	88	100	112	118	122	127	131	135	140	143	146	150	153	157	159	162	165
Three-span	I, II, III (f)	40	40	41	49	55	61	67	71	73	75	77	78	80	82	83	85	86	87	89	89
		8,56	**6,30**	**5,29**	**4,69**	**4,28**	**3,97**	**3,74**	**3,43**	**3,14**	**2,91**	**2,71**	**2,54**	**2,40**	**2,27**	**2,16**	**2,06**	**1,97**	**1,89**	**1,82**	**1,74**
		60	66	82	97	110	122	134	141	145	149	153	156	160	163	166	169	171	174	177	178

The information on how to use the tables (see page 5) is to be considered. The following spans have been analysed for the most unfavourable load case combination of wind and temperature.

FischerTHERM WL 80 0,63/0,50
(Foam system FTS04)

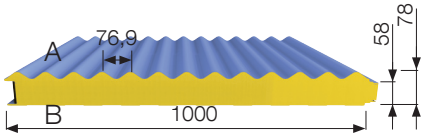

Wind suction load

Structural System	Colour group	Wind suction in kN/m²																			
		-0,25	-0,50	-0,75	-1,00	-1,25	-1,50	-1,75	-2,00	-2,25	-2,50	-2,75	-3,00	-3,25	-3,50	-3,75	-4,00	-4,25	-4,50	-4,75	-5,00
Single-span	I, II, III	**8,99**	**6,36**	**5,20**	**4,51**	**4,03**	**3,69**	**3,42**	**3,20**	**3,02**	**2,86**	**2,73**	**2,62**	**2,44**	**2,28**	**2,15**	**2,03**	**1,93**	**1,84**	**1,75**	**1,68**
	I (f)	**8,14**	**6,36**	**5,20**	**4,51**	**4,03**	**3,69**	**3,42**	**3,20**	**3,02**	**2,86**	**2,73**	**2,62**	**2,44**	**2,28**	**2,15**	**2,03**	**1,93**	**1,84**	**1,75**	**1,68**
	II (f)	**7,37**	**6,23**	**5,20**	**4,51**	**4,03**	**3,69**	**3,42**	**3,20**	**3,02**	**2,86**	**2,73**	**2,62**	**2,44**	**2,28**	**2,15**	**2,03**	**1,93**	**1,84**	**1,75**	**1,68**
	III (f)	**6,35**	**5,54**	**5,03**	**4,51**	**4,03**	**3,69**	**3,42**	**3,20**	**3,02**	**2,86**	**2,73**	**2,62**	**2,44**	**2,28**	**2,15**	**2,03**	**1,93**	**1,84**	**1,75**	**1,68**
Two-span	I, II, III (f)	**8,98**	**6,36**	**5,20**	**4,51**	**4,03**	**3,69**	**3,42**	**3,20**	**3,02**	**2,86**	**2,73**	**2,62**	**2,44**	**2,28**	**2,15**	**2,03**	**1,93**	**1,84**	**1,75**	**1,68**
Three-span	I, II, III (f)	**8,98**	**6,36**	**5,20**	**4,51**	**4,03**	**3,69**	**3,42**	**3,20**	**3,02**	**2,86**	**2,73**	**2,62**	**2,44**	**2,28**	**2,15**	**2,03**	**1,93**	**1,84**	**1,75**	**1,68**

The information on how to use the tables (see page 5) is to be considered. The following spans have been analysed for the most unfavourable load case combination of wind and temperature.

FischerTHERM WL 100 0,63/0,50
(Foam system FTS04)

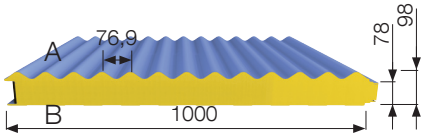

Wind pressure load

Structural System	Colour group	Wind pressure load in kN/m²																			
		0,25	0,50	0,75	1,00	1,25	1,50	1,75	2,00	2,25	2,50	2,75	3,00	3,25	3,50	3,75	4,00	4,25	4,50	4,75	5,00
Single-span	I, II, III	40	55	66	76	84	92	99	102	103	104	104	105	105	106	106	107	108	108	109	110
		14,68	**10,43**	**8,50**	**7,34**	**6,54**	**5,95**	**5,49**	**4,98**	**4,46**	**4,04**	**3,69**	**3,40**	**3,16**	**2,95**	**2,77**	**2,61**	**2,47**	**2,35**	**2,24**	**2,14**
	I, II, III (f)	40	40	45	55	63	71	78	84	90	96	101	105	105	106	106	107	108	108	109	110
		7,89	**6,53**	**5,77**	**5,26**	**4,87**	**4,56**	**4,30**	**4,09**	**3,90**	**3,74**	**3,59**	**3,40**	**3,16**	**2,95**	**2,77**	**2,61**	**2,47**	**2,35**	**2,24**	**2,14**
Two-span	I, II, III (f)	40	40	40	48	56	63	67	69	72	74	76	78	80	82	84	86	87	89	91	92
		7,85	**6,00**	**5,17**	**4,67**	**4,32**	**4,06**	**3,69**	**3,36**	**3,10**	**2,88**	**2,70**	**2,54**	**2,40**	**2,29**	**2,18**	**2,09**	**2,00**	**1,93**	**1,86**	**1,79**
		60	68	84	99	112	125	133	138	143	148	152	156	160	164	167	171	174	178	181	183
Three-span	I, II, III (f)	40	40	46	54	62	69	75	79	82	84	86	87	89	91	92	94	95	96	98	99
		9,61	**7,05**	**5,91**	**5,23**	**4,77**	**4,43**	**4,16**	**3,86**	**3,53**	**3,26**	**3,04**	**2,84**	**2,67**	**2,53**	**2,40**	**2,29**	**2,18**	**2,09**	**2,01**	**1,94**
		60	74	92	108	123	137	149	158	163	167	171	174	178	181	184	187	189	192	195	198

The information on how to use the tables (see page 5) is to be considered. The following spans have been analysed for the most unfavourable load case combination of wind and temperature.

FischerTHERM WL 100 0,63/0,50
(Foam system FTS04)

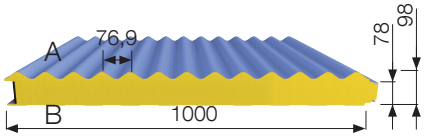

Wind suction load

Structural System	Colour group	Wind suction in kN/m²																			
		-0,25	-0,50	-0,75	-1,00	-1,25	-1,50	-1,75	-2,00	-2,25	-2,50	-2,75	-3,00	-3,25	-3,50	-3,75	-4,00	-4,25	-4,50	-4,75	-5,00
Single-span	I, II, III	**10,21**	**7,22**	**5,90**	**5,11**	**4,58**	**4,18**	**3,87**	**3,62**	**3,42**	**3,25**	**3,10**	**2,96**	**2,85**	**2,75**	**2,66**	**2,54**	**2,41**	**2,29**	**2,18**	**2,08**
	I (f)	**9,90**	**7,22**	**5,90**	**5,11**	**4,58**	**4,18**	**3,87**	**3,62**	**3,42**	**3,25**	**3,10**	**2,96**	**2,85**	**2,75**	**2,66**	**2,54**	**2,41**	**2,29**	**2,18**	**2,08**
	II (f)	**9,04**	**7,22**	**5,90**	**5,11**	**4,58**	**4,18**	**3,87**	**3,62**	**3,42**	**3,25**	**3,10**	**2,96**	**2,85**	**2,75**	**2,66**	**2,54**	**2,41**	**2,29**	**2,18**	**2,08**
	III (f)	**7,87**	**6,82**	**5,90**	**5,11**	**4,58**	**4,18**	**3,87**	**3,62**	**3,42**	**3,25**	**3,10**	**2,96**	**2,85**	**2,75**	**2,66**	**2,54**	**2,41**	**2,29**	**2,18**	**2,08**
Two-span	I, II, III (f)	**10,21**	**7,22**	**5,90**	**5,11**	**4,58**	**4,18**	**3,87**	**3,62**	**3,42**	**3,24**	**3,10**	**2,93**	**2,78**	**2,65**	**2,54**	**2,43**	**2,32**	**2,22**	**2,14**	**2,06**
Three-span	I, II, III (f)	**10,21**	**7,22**	**5,90**	**5,11**	**4,58**	**4,18**	**3,87**	**3,62**	**3,42**	**3,24**	**3,10**	**2,97**	**2,85**	**2,75**	**2,66**	**2,54**	**2,40**	**2,28**	**2,18**	**2,08**

The information on how to use the tables (see page 5) is to be considered. The following spans have been analysed for the most unfavourable load case combination of wind and temperature.

INFORMATION ON THE ROOF ELEMENT TABLES

When using the tables, please note:

- The characteristic loads should be determined according to the applicable regulations (e.g., DIN standards, Eurocodes).
- The minimum span for the actual application should be selected from the two tables (i.e. snow and wind suction).
- The values for roof elements only apply to closed buildings in the sense of EC 1 (DIN EN V 1991-1-1) or DIN 1055, part 4 (wind only as wind suction, i.e. acting from beneath to the top).
- For two- and three-span girders, only approximately equal span ratios are permissible (approx. 1.0 ≤ min. l/max. l ≤ 0.8).
- For colour groups I (very light), II (light) and III (dark), see approval, appendix A, para. 3.4.2.
- The table of spans applies to buildings with normal indoor conditions (e.g. no cold stores, deep-freeze stores or ripening chambers).
- Permissible spans are quoted in meters [m]. For the required supporting widths, see also the example below.
- Maximum deflection is l/100 under most unfavourable conditions, please refer to approval, appendix A, para. 7.6 including long-term behaviour (additional line for colour group marked with (f) and highlighted in grey).
- The quoted spans apply to multi span girders for a maximum of 3 screws per intermediate support line and meter. For more than 3 screws per m, the crease stress as defined in the approval must be checked.
- Structural analyses for fasteners (screw head deflection and anchoring against wind suction) are to be provided on a case by case basis.
- Special information on strength, design parameters and their supervision should be taken from the structural analysis for the type concerned.
- The data is based on approval no. Z-10.4-540 dated May 2011.

EXAMPLE

from table „Snow load“:

46 — Required end supporting width [mm]

5.65 — Permissible span [m]

92 — Required intermediate supporting width [mm]

from table „Wind suction“: **6.05** Permissible span [m]

Permissible span = 5.65 m

FischerTHERM DL 70 0,55/0,45
(Foam system FTS04)

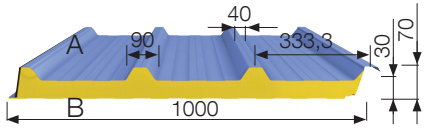

Permissible purlin spacing L [m] for Snow load

Structural System	Colour group	Snow load in kN/m²																			
		0,25	0,50	0,75	1,00	1,25	1,50	1,75	2,00	2,25	2,50	2,75	3,00	3,25	3,50	3,75	4,00	4,25	4,50	4,75	5,00
Single-span	I, II, III	40	40	40	40	40	40	40	41	42	44	45	47	48	50	51	52	53	54	55	57
		5,54	**4,11**	**3,35**	**2,86**	**2,52**	**2,26**	**2,06**	**1,90**	**1,77**	**1,66**	**1,57**	**1,49**	**1,42**	**1,36**	**1,30**	**1,25**	**1,21**	**1,17**	**1,13**	**1,10**
	I, II, III (f)	40	40	40	40	40	40	40	41	42	44	45	47	48	50	51	52	53	54	55	57
		5,29	**4,11**	**3,35**	**2,86**	**2,52**	**2,26**	**2,06**	**1,90**	**1,77**	**1,66**	**1,57**	**1,49**	**1,42**	**1,36**	**1,30**	**1,25**	**1,21**	**1,17**	**1,13**	**1,10**
Two-span	I, II, III (f)	40	40	40	40	40	40	40	41	42	44	45	47	48	50	51	52	53	54	55	57
		5,54	**4,11**	**3,35**	**2,86**	**2,52**	**2,26**	**2,06**	**1,90**	**1,77**	**1,66**	**1,57**	**1,49**	**1,42**	**1,36**	**1,30**	**1,25**	**1,21**	**1,17**	**1,13**	**1,10**
		60	60	60	64	69	73	77	81	84	87	90	93	96	99	101	103	106	108	110	113
Three-span	I, II, III (f)	40	40	40	40	40	40	40	41	42	44	45	47	48	50	51	52	53	54	55	57
		5,54	**4,11**	**3,35**	**2,86**	**2,52**	**2,26**	**2,06**	**1,90**	**1,77**	**1,66**	**1,57**	**1,49**	**1,42**	**1,36**	**1,30**	**1,25**	**1,21**	**1,17**	**1,13**	**1,10**
		60	60	60	64	69	73	77	81	84	87	90	93	96	99	101	103	106	108	110	113

Permissible purlin spacing L [m] for wind suction load

Structural System	Colour group	Wind suction in kN/m²																			
		-0,25	-0,50	-0,75	-1,00	-1,25	-1,50	-1,75	-2,00	-2,25	-2,50	-2,75	-3,00	-3,25	-3,50	-3,75	-4,00	-4,25	-4,50	-4,75	-5,00
Single-span	I, II, III	**8,40**	**5,42**	**4,32**	**3,73**	**3,34**	**3,06**	**2,79**	**2,56**	**2,37**	**2,22**	**2,08**	**1,96**	**1,86**	**1,77**	**1,69**	**1,62**	**1,56**	**1,50**	**1,44**	**1,40**
	I, II, III (f)	**7,79**	**5,42**	**4,32**	**3,73**	**3,34**	**3,06**	**2,79**	**2,56**	**2,37**	**2,22**	**2,08**	**1,96**	**1,86**	**1,77**	**1,69**	**1,62**	**1,56**	**1,50**	**1,44**	**1,40**
Two-span	I, II (f)	**8,40**	**5,42**	**4,32**	**3,73**	**3,34**	**2,98**	**2,70**	**2,49**	**2,32**	**2,17**	**2,05**	**1,94**	**1,85**	**1,77**	**1,69**	**1,62**	**1,56**	**1,50**	**1,44**	**1,40**
	III (f)	**8,40**	**5,42**	**4,26**	**3,51**	**3,06**	**2,74**	**2,52**	**2,34**	**2,20**	**2,08**	**1,98**	**1,89**	**1,82**	**1,75**	**1,69**	**1,62**	**1,56**	**1,50**	**1,44**	**1,40**
Three-span	I, II, III (f)	**8,40**	**5,42**	**4,32**	**3,73**	**3,34**	**3,06**	**2,79**	**2,56**	**2,37**	**2,22**	**2,08**	**1,96**	**1,86**	**1,77**	**1,69**	**1,62**	**1,56**	**1,50**	**1,44**	**1,40**

The information on how to use the tables (see page 45) is to be considered. The following spans have been analysed for the most unfavourable load case combination of dead weight, snow, wind, temperature and long-term effect.

FischerTHERM DL 80 0,55/0,45
(Foam system FTS04)

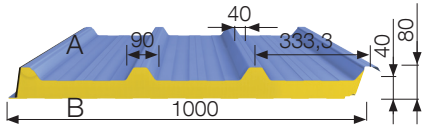

Permissible purlin spacing L [m] for Snow load

Structural System	Colour group	Snow load in kN/m²																			
		0,25	0,50	0,75	1,00	1,25	1,50	1,75	2,00	2,25	2,50	2,75	3,00	3,25	3,50	3,75	4,00	4,25	4,50	4,75	5,00
Single-span	I, II, III	40	40	40	40	40	40	40	40	41	42	43	45	46	47	48	48	50	50	51	52
		6,43	**4,78**	**3,90**	**3,33**	**2,92**	**2,61**	**2,36**	**2,17**	**2,00**	**1,87**	**1,75**	**1,65**	**1,57**	**1,49**	**1,42**	**1,36**	**1,31**	**1,26**	**1,22**	**1,18**
	I, II, III (f)	40	40	40	40	40	40	40	40	41	42	43	45	46	47	48	48	50	50	51	52
		6,00	**4,78**	**3,90**	**3,33**	**2,92**	**2,61**	**2,36**	**2,17**	**2,00**	**1,87**	**1,75**	**1,65**	**1,57**	**1,49**	**1,42**	**1,36**	**1,31**	**1,26**	**1,22**	**1,18**
Two-span	I, II, III (f)	40	40	40	40	40	40	40	40	41	42	43	45	46	47	48	48	50	50	51	52
		6,43	**4,78**	**3,90**	**3,33**	**2,92**	**2,61**	**2,36**	**2,17**	**2,00**	**1,87**	**1,75**	**1,65**	**1,57**	**1,49**	**1,42**	**1,36**	**1,31**	**1,26**	**1,22**	**1,18**
		60	60	60	64	68	72	76	79	81	84	86	89	91	93	95	96	99	100	102	104
Three-span	I, II, III (f)	40	40	40	40	40	40	40	40	41	42	43	45	46	47	48	48	50	50	51	52
		6,43	**4,78**	**3,90**	**3,33**	**2,92**	**2,61**	**2,36**	**2,17**	**2,00**	**1,87**	**1,75**	**1,65**	**1,57**	**1,49**	**1,42**	**1,36**	**1,31**	**1,26**	**1,22**	**1,18**
		60	60	60	64	68	72	76	79	81	84	86	89	91	93	95	96	99	100	102	104

Permissible purlin spacing L [m] for wind suction load

Structural System	Colour group	Wind suction in kN/m²																			
		-0,25	-0,50	-0,75	-1,00	-1,25	-1,50	-1,75	-2,00	-2,25	-2,50	-2,75	-3,00	-3,25	-3,50	-3,75	-4,00	-4,25	-4,50	-4,75	-5,00
Single-span	I, II, III	**9,46**	**5,91**	**4,68**	**4,02**	**3,58**	**3,27**	**3,04**	**2,85**	**2,70**	**2,57**	**2,43**	**2,30**	**2,18**	**2,07**	**1,97**	**1,88**	**1,80**	**1,73**	**1,66**	**1,60**
	I, II, III (f)	**8,85**	**5,91**	**4,68**	**4,02**	**3,58**	**3,27**	**3,04**	**2,85**	**2,70**	**2,57**	**2,43**	**2,30**	**2,18**	**2,07**	**1,97**	**1,88**	**1,80**	**1,73**	**1,66**	**1,60**
Two-span	I, II (f)	**8,96**	**5,91**	**4,68**	**4,02**	**3,58**	**3,25**	**2,94**	**2,70**	**2,50**	**2,34**	**2,20**	**2,08**	**1,98**	**1,89**	**1,81**	**1,74**	**1,68**	**1,62**	**1,56**	**1,52**
	III (f)	**8,96**	**5,91**	**4,65**	**3,78**	**3,26**	**2,91**	**2,65**	**2,45**	**2,30**	**2,17**	**2,06**	**1,97**	**1,88**	**1,82**	**1,75**	**1,70**	**1,64**	**1,60**	**1,56**	**1,52**
Three-span	I, II, III (f)	**9,46**	**5,91**	**4,68**	**4,02**	**3,58**	**3,27**	**3,04**	**2,85**	**2,70**	**2,57**	**2,42**	**2,28**	**2,17**	**2,07**	**1,97**	**1,88**	**1,80**	**1,73**	**1,66**	**1,60**

The information on how to use the tables (see page 45) is to be considered. The following spans have been analysed for the most unfavourable load case combination of dead weight, snow, wind, temperature and long-term effect.

FischerTHERM DL 100 0,55/0,45
(Foam system FTS04)

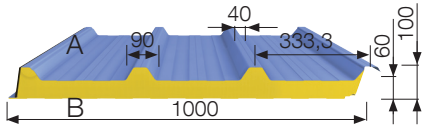

Permissible purlin spacing L [m] for Snow load

Structural System	Colour group	Snow load in kN/m²																			
		0,25	0,50	0,75	1,00	1,25	1,50	1,75	2,00	2,25	2,50	2,75	3,00	3,25	3,50	3,75	4,00	4,25	4,50	4,75	5,00
Single-span	I, II, III	40	40	40	40	40	40	41	43	44	44	45	46	47	47	48	49	49	50	51	51
		7,94	**5,89**	**4,79**	**4,06**	**3,54**	**3,13**	**2,81**	**2,55**	**2,33**	**2,15**	**2,00**	**1,87**	**1,75**	**1,66**	**1,57**	**1,50**	**1,43**	**1,37**	**1,32**	**1,27**
	I, II, III (f)	40	40	40	40	40	40	41	43	44	44	45	46	47	47	48	49	49	50	51	51
		7,02	**5,72**	**4,79**	**4,06**	**3,54**	**3,13**	**2,81**	**2,55**	**2,33**	**2,15**	**2,00**	**1,87**	**1,75**	**1,66**	**1,57**	**1,50**	**1,43**	**1,37**	**1,32**	**1,27**
Two-span	I, II, III (f)	40	40	40	40	40	40	41	43	44	44	45	46	47	47	48	49	49	50	51	51
		7,94	**5,89**	**4,79**	**4,06**	**3,54**	**3,13**	**2,81**	**2,55**	**2,33**	**2,15**	**2,00**	**1,87**	**1,75**	**1,66**	**1,57**	**1,50**	**1,43**	**1,37**	**1,32**	**1,27**
		60	60	65	71	76	79	82	85	87	88	90	92	93	94	95	97	98	99	101	102
Three-span	I, II, III (f)	40	40	40	40	40	40	41	43	44	44	45	46	47	47	48	49	49	50	51	51
		7,94	**5,89**	**4,79**	**4,06**	**3,54**	**3,13**	**2,81**	**2,55**	**2,33**	**2,15**	**2,00**	**1,87**	**1,75**	**1,66**	**1,57**	**1,50**	**1,43**	**1,37**	**1,32**	**1,27**
		60	60	65	71	76	79	82	85	87	88	90	92	93	94	95	97	98	99	101	102

Permissible purlin spacing L [m] for wind suction load

Structural System	Colour group	Wind suction in kN/m²																			
		-0,25	-0,50	-0,75	-1,00	-1,25	-1,50	-1,75	-2,00	-2,25	-2,50	-2,75	-3,00	-3,25	-3,50	-3,75	-4,00	-4,25	-4,50	-4,75	-5,00
Single-span	I, II, III	**11,13**	**6,88**	**5,43**	**4,64**	**4,13**	**3,76**	**3,48**	**3,26**	**3,08**	**2,93**	**2,80**	**2,69**	**2,59**	**2,50**	**2,41**	**2,29**	**2,19**	**2,09**	**2,00**	**1,92**
	I, II, III (f)	**10,34**	**6,88**	**5,43**	**4,64**	**4,13**	**3,76**	**3,48**	**3,26**	**3,08**	**2,93**	**2,80**	**2,69**	**2,59**	**2,50**	**2,41**	**2,29**	**2,19**	**2,09**	**2,00**	**1,92**
Two-span	I, II (f)	**9,68**	**6,88**	**5,43**	**4,64**	**4,10**	**3,61**	**3,24**	**2,96**	**2,73**	**2,54**	**2,38**	**2,24**	**2,13**	**2,02**	**1,93**	**1,85**	**1,78**	**1,71**	**1,65**	**1,60**
	III (f)	**9,68**	**6,88**	**5,25**	**4,20**	**3,59**	**3,18**	**2,89**	**2,67**	**2,49**	**2,34**	**2,22**	**2,12**	**2,03**	**1,95**	**1,88**	**1,82**	**1,76**	**1,71**	**1,65**	**1,60**
Three-span	I, II, III (f)	**11,13**	**6,88**	**5,43**	**4,64**	**4,13**	**3,76**	**3,48**	**3,23**	**2,98**	**2,76**	**2,59**	**2,44**	**2,31**	**2,20**	**2,10**	**2,01**	**1,93**	**1,86**	**1,80**	**1,74**

The information on how to use the tables (see page 45) is to be considered. The following spans have been analysed for the most unfavourable load case combination of dead weight, snow, wind, temperature and long-term effect.

FischerTHERM DL 120 0,55/0,45
(Foam system FTS04)

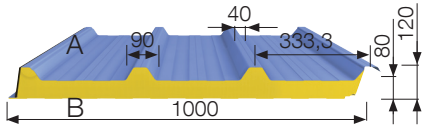

Permissible purlin spacing L [m] for Snow load

Structural System	Colour group	Snow load in kN/m²																			
		0,25	0,50	0,75	1,00	1,25	1,50	1,75	2,00	2,25	2,50	2,75	3,00	3,25	3,50	3,75	4,00	4,25	4,50	4,75	5,00
Single-span	I, II, III	40	43	49	54	57	60	62	63	64	65	66	66	67	67	67	68	68	69	69	70
		9,04	**6,75**	**5,50**	**4,68**	**4,07**	**3,60**	**3,23**	**2,91**	**2,65**	**2,43**	**2,24**	**2,07**	**1,93**	**1,81**	**1,70**	**1,61**	**1,53**	**1,46**	**1,39**	**1,33**
	I, II, III (f)	40	42	49	54	57	60	62	63	64	65	66	66	67	67	67	68	68	69	69	70
		8,09	**6,60**	**5,50**	**4,68**	**4,07**	**3,60**	**3,23**	**2,91**	**2,65**	**2,43**	**2,24**	**2,07**	**1,93**	**1,81**	**1,70**	**1,61**	**1,53**	**1,46**	**1,39**	**1,33**
Two-span	I, II, III (f)	40	41	47	51	54	58	61	63	64	65	66	66	67	67	67	68	68	69	69	70
		8,96	**6,50**	**5,23**	**4,43**	**3,88**	**3,48**	**3,16**	**2,91**	**2,65**	**2,43**	**2,24**	**2,07**	**1,93**	**1,81**	**1,70**	**1,61**	**1,53**	**1,46**	**1,39**	**1,33**
		67	82	93	101	108	115	121	126	128	130	131	132	133	134	134	135	136	138	138	139
Three-span	I, II, III (f)	40	43	49	54	57	60	62	63	64	65	66	66	67	67	67	68	68	69	69	70
		9,04	**6,75**	**5,50**	**4,68**	**4,07**	**3,60**	**3,23**	**2,91**	**2,65**	**2,43**	**2,24**	**2,07**	**1,93**	**1,81**	**1,70**	**1,61**	**1,53**	**1,46**	**1,39**	**1,33**
		68	85	98	107	114	119	123	126	128	130	131	132	133	134	134	135	136	138	138	139

Permissible purlin spacing L [m] for wind suction load

Structural System	Colour group	Wind suction in kN/m²																			
		-0,25	-0,50	-0,75	-1,00	-1,25	-1,50	-1,75	-2,00	-2,25	-2,50	-2,75	-3,00	-3,25	-3,50	-3,75	-4,00	-4,25	-4,50	-4,75	-5,00
Single-span	I, II, III	**12,86**	**7,81**	**6,13**	**5,22**	**4,63**	**4,21**	**3,89**	**3,63**	**3,42**	**3,25**	**3,10**	**2,98**	**2,86**	**2,76**	**2,67**	**2,59**	**2,52**	**2,46**	**2,40**	**2,34**
	I, II, III (f)	**11,75**	**7,81**	**6,13**	**5,22**	**4,63**	**4,21**	**3,89**	**3,63**	**3,42**	**3,25**	**3,10**	**2,98**	**2,86**	**2,76**	**2,67**	**2,59**	**2,52**	**2,46**	**2,40**	**2,34**
Two-span	I (f)	**10,18**	**7,81**	**6,13**	**5,16**	**4,38**	**3,83**	**3,43**	**3,11**	**2,86**	**2,66**	**2,48**	**2,33**	**2,20**	**2,09**	**1,99**	**1,90**	**1,83**	**1,76**	**1,69**	**1,63**
	II (f)	**10,18**	**7,81**	**6,13**	**5,16**	**4,34**	**3,80**	**3,40**	**3,11**	**2,86**	**2,66**	**2,48**	**2,33**	**2,20**	**2,09**	**1,99**	**1,90**	**1,83**	**1,76**	**1,69**	**1,63**
	III (f)	**10,18**	**7,81**	**5,43**	**4,30**	**3,65**	**3,23**	**2,93**	**2,70**	**2,52**	**2,38**	**2,26**	**2,15**	**2,06**	**1,98**	**1,90**	**1,84**	**1,78**	**1,73**	**1,68**	**1,63**
Three-span	I, II, III (f)	**12,85**	**7,81**	**6,13**	**5,22**	**4,63**	**4,19**	**3,73**	**3,38**	**3,10**	**2,87**	**2,68**	**2,52**	**2,38**	**2,26**	**2,15**	**2,06**	**1,97**	**1,89**	**1,82**	**1,76**

The information on how to use the tables (see page 45) is to be considered. The following spans have been analysed for the most unfavourable load case combination of dead weight, snow, wind, temperature and long-term effect.

FischerTHERM DL 140 0,55/0,45
(Foam system FTS04)

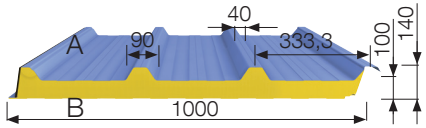

Permissible purlin spacing L [m] for Snow load

Structural System	Colour group	Snow load in kN/m²																			
		0,25	0,50	0,75	1,00	1,25	1,50	1,75	2,00	2,25	2,50	2,75	3,00	3,25	3,50	3,75	4,00	4,25	4,50	4,75	5,00
Single-span	I, II, III	40	40	44	48	52	54	56	58	59	60	60	60	60	60	60	60	60	60	60	60
		10,31	**7,77**	**6,37**	**5,45**	**4,77**	**4,24**	**3,81**	**3,45**	**3,14**	**2,88**	**2,65**	**2,44**	**2,26**	**2,11**	**1,97**	**1,85**	**1,74**	**1,65**	**1,56**	**1,49**
	I, II, III (f)	40	40	44	48	52	54	56	58	59	60	60	60	60	60	60	60	60	60	60	60
		9,11	**7,46**	**6,37**	**5,45**	**4,77**	**4,24**	**3,81**	**3,45**	**3,14**	**2,88**	**2,65**	**2,44**	**2,26**	**2,11**	**1,97**	**1,85**	**1,74**	**1,65**	**1,56**	**1,49**
Two-span	I, II, III (f)	40	40	40	42	45	48	50	52	53	55	57	58	60	60	60	60	60	60	60	60
		9,62	**6,98**	**5,61**	**4,74**	**4,14**	**3,70**	**3,35**	**3,08**	**2,85**	**2,66**	**2,50**	**2,36**	**2,24**	**2,11**	**1,97**	**1,85**	**1,74**	**1,65**	**1,56**	**1,49**
		60	69	77	84	90	95	99	103	106	110	113	116	119	120	120	120	120	120	120	120
Three-span	I, II, III (f)	40	40	42	45	48	51	53	55	57	59	60	60	60	60	60	60	60	60	60	60
		10,31	**7,59**	**6,06**	**5,11**	**4,45**	**3,97**	**3,60**	**3,30**	**3,06**	**2,86**	**2,65**	**2,44**	**2,26**	**2,11**	**1,97**	**1,85**	**1,74**	**1,65**	**1,56**	**1,49**
		61	75	84	90	96	101	106	110	114	118	120	120	120	120	120	120	120	120	120	120

Permissible purlin spacing L [m] for wind suction load

Structural System	Colour group	Wind suction in kN/m²																			
		-0,25	-0,50	-0,75	-1,00	-1,25	-1,50	-1,75	-2,00	-2,25	-2,50	-2,75	-3,00	-3,25	-3,50	-3,75	-4,00	-4,25	-4,50	-4,75	-5,00
Single-span	I, II, III	**14,54**	**8,68**	**6,78**	**5,76**	**5,10**	**4,63**	**4,27**	**3,98**	**3,75**	**3,56**	**3,39**	**3,25**	**3,12**	**3,01**	**2,91**	**2,82**	**2,74**	**2,67**	**2,60**	**2,54**
	I, II, III (f)	**13,04**	**8,68**	**6,78**	**5,76**	**5,10**	**4,63**	**4,27**	**3,98**	**3,75**	**3,56**	**3,39**	**3,25**	**3,12**	**3,01**	**2,91**	**2,82**	**2,74**	**2,67**	**2,60**	**2,54**
Two-span	I (f)	**10,65**	**8,68**	**6,78**	**5,70**	**4,80**	**4,19**	**3,73**	**3,38**	**3,10**	**2,87**	**2,67**	**2,51**	**2,37**	**2,24**	**2,13**	**2,03**	**1,95**	**1,87**	**1,80**	**1,73**
	II (f)	**10,65**	**8,68**	**6,78**	**5,70**	**4,77**	**4,14**	**3,70**	**3,37**	**3,10**	**2,87**	**2,67**	**2,51**	**2,37**	**2,24**	**2,13**	**2,03**	**1,95**	**1,87**	**1,80**	**1,73**
	III (f)	**10,65**	**8,68**	**6,06**	**4,72**	**3,98**	**3,50**	**3,16**	**2,91**	**2,71**	**2,55**	**2,41**	**2,30**	**2,19**	**2,10**	**2,02**	**1,96**	**1,89**	**1,83**	**1,78**	**1,73**
Three-span	I, II, III (f)	**13,76**	**8,68**	**6,78**	**5,76**	**5,10**	**4,57**	**4,05**	**3,66**	**3,34**	**3,09**	**2,88**	**2,69**	**2,54**	**2,40**	**2,28**	**2,18**	**2,08**	**2,00**	**1,92**	**1,86**

The information on how to use the tables (see page 45) is to be considered. The following spans have been analysed for the most unfavourable load case combination of dead weight, snow, wind, temperature and long-term effect.

FischerTHERM DL 160 0,55/0,45
(Foam system FTS04)

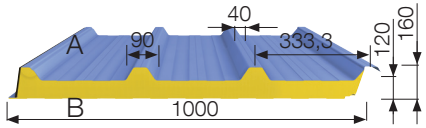

Permissible purlin spacing L [m] for Snow load

Structural System	Colour group	Snow load in kN/m²																			
		0,25	0,50	0,75	1,00	1,25	1,50	1,75	2,00	2,25	2,50	2,75	3,00	3,25	3,50	3,75	4,00	4,25	4,50	4,75	5,00
Single-span	I, II, III	45	57	65	72	77	81	85	87	89	91	91	92	92	91	91	91	90	90	89	89
		11,45	**8,70**	**7,18**	**6,17**	**5,44**	**4,86**	**4,39**	**3,99**	**3,65**	**3,36**	**3,09**	**2,86**	**2,65**	**2,46**	**2,30**	**2,14**	**2,01**	**1,89**	**1,78**	**1,69**
	I, II, III (f)	40	54	65	72	77	81	85	87	89	91	91	92	92	91	91	91	90	90	89	89
		10,06	**8,27**	**7,18**	**6,17**	**5,44**	**4,86**	**4,39**	**3,99**	**3,65**	**3,36**	**3,09**	**2,86**	**2,65**	**2,46**	**2,30**	**2,14**	**2,01**	**1,89**	**1,78**	**1,69**
Two-span	I, II, III (f)	40	48	54	58	62	65	68	71	73	75	77	79	81	83	84	86	87	89	89	89
		10,18	**7,40**	**5,94**	**5,02**	**4,38**	**3,90**	**3,53**	**3,24**	**2,99**	**2,79**	**2,62**	**2,47**	**2,34**	**2,22**	**2,12**	**2,03**	**1,95**	**1,88**	**1,78**	**1,69**
		80	96	107	116	124	130	136	141	146	150	154	158	162	165	168	171	174	178	177	177
Three-span	I, II, III (f)	44	52	58	63	67	70	73	75	78	80	83	85	87	89	91	91	90	90	89	89
		11,11	**8,03**	**6,40**	**5,39**	**4,69**	**4,17**	**3,77**	**3,45**	**3,20**	**2,98**	**2,80**	**2,64**	**2,51**	**2,39**	**2,28**	**2,14**	**2,01**	**1,89**	**1,78**	**1,69**
		87	104	116	125	133	139	145	150	156	160	165	169	173	177	181	181	180	179	177	177

Permissible purlin spacing L [m] for wind suction load

Structural System	Colour group	Wind suction in kN/m²																			
		-0,25	-0,50	-0,75	-1,00	-1,25	-1,50	-1,75	-2,00	-2,25	-2,50	-2,75	-3,00	-3,25	-3,50	-3,75	-4,00	-4,25	-4,50	-4,75	-5,00
Single-span	I, II, III	**16,28**	**9,52**	**7,40**	**6,27**	**5,54**	**5,02**	**4,63**	**4,32**	**4,06**	**3,85**	**3,67**	**3,51**	**3,37**	**3,25**	**3,14**	**3,04**	**2,95**	**2,87**	**2,80**	**2,73**
	I, II, III (f)	**14,20**	**9,52**	**7,40**	**6,27**	**5,54**	**5,02**	**4,63**	**4,32**	**4,06**	**3,85**	**3,67**	**3,51**	**3,37**	**3,25**	**3,14**	**3,04**	**2,95**	**2,87**	**2,80**	**2,73**
Two-span	I (f)	**11,05**	**9,52**	**7,40**	**6,21**	**5,21**	**4,53**	**4,03**	**3,64**	**3,33**	**3,07**	**2,86**	**2,68**	**2,52**	**2,39**	**2,26**	**2,16**	**2,06**	**1,98**	**1,90**	**1,83**
	II (f)	**11,05**	**9,52**	**7,40**	**6,21**	**5,19**	**4,48**	**3,99**	**3,62**	**3,33**	**3,07**	**2,86**	**2,68**	**2,52**	**2,39**	**2,26**	**2,16**	**2,06**	**1,98**	**1,90**	**1,83**
	III (f)	**11,05**	**9,52**	**6,69**	**5,14**	**4,30**	**3,76**	**3,39**	**3,11**	**2,89**	**2,71**	**2,56**	**2,44**	**2,33**	**2,23**	**2,14**	**2,07**	**2,00**	**1,94**	**1,88**	**1,82**
Three-span	I, II, III (f)	**14,33**	**9,52**	**7,40**	**6,27**	**5,54**	**4,93**	**4,36**	**3,93**	**3,58**	**3,30**	**3,06**	**2,86**	**2,69**	**2,54**	**2,42**	**2,30**	**2,20**	**2,11**	**2,02**	**1,95**

The information on how to use the tables (see page 45) is to be considered. The following spans have been analysed for the most unfavourable load case combination of dead weight, snow, wind, temperature and long-term effect.

INFORMATION ON WALL ELEMENT TABLES

When using the tables, please note:

- The characteristic loads should be determined according to the applicable regulations (e.g. DIN standards, Eurocodes).
- The minimum span for the actual application should be selected from the two tables (i.e. wind pressure and wind suction).
- For two- and three-span girders, only approximately equal span ratios are permissible (approx. 1.0 ≤ min. l/max. l ≤ 0.8).
- For colour groups I (very light), II (light) and III (dark), see approval, appendix A, para. 3.4.2.
- The table of spans applies to buildings with normal indoor conditions (e.g. no cold stores, deep-freeze stores or ripening chambers).
- Permissible spans are quoted in meters [m]. For the required supporting widths, see also the example below.
- Maximum deflection is l/100 under most unfavourable conditions, please refer to approval, appendix A, para. 7.6 (additional line for colour group marked with (f) and highlighted in grey).
- The quoted spans apply to multi-span girders with a maximum of 3 screws per intermediate support line and meter. For more than 3 screws per meter, the crease stress as defined in the approval must be checked.
- Structural analyses for fasteners (screw head deflection and anchoring against wind suction) are to be provided on a case by case basis.
- Special information on strength, design parameters and their supervision should be taken from the Structural analysis for the type concerned.
- The data is based on approval no. Z-10.4-540 dated May 2011.

EXAMPLE

from table „Wind pressure“:

46 — Required end supporting width [mm]

5.65 — Permissible span [m]

92 — Required intermediate supporting width [mm]

permissible span = 5.65 m

from table „Wind suction“: 6.05 permissible span [m]

FischerFIREPROOF LL 100 0,55/0,50
(Foam system FTS02)

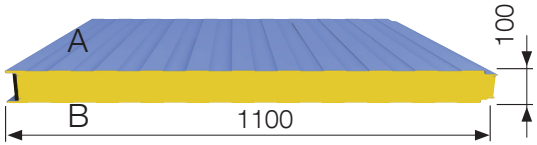

Wind pressure load

Structural System	Colour group	Wind pressure load in kN/m²																			
		0,25	0,50	0,75	1,00	1,25	1,50	1,75	2,00	2,25	2,50	2,75	3,00	3,25	3,50	3,75	4,00	4,25	4,50	4,75	5,00
Single-span	I, II, III	40	40	43	50	55	61	66	70	74	78	82	86	89	93	96	99	102	105	108	110
		8,77	**6,20**	**5,06**	**4,39**	**3,92**	**3,58**	**3,32**	**3,10**	**2,92**	**2,77**	**2,64**	**2,53**	**2,43**	**2,34**	**2,26**	**2,19**	**2,13**	**2,07**	**2,01**	**1,94**
	I, II, III (f)	40	40	43	50	55	61	66	70	74	78	82	86	89	93	96	99	102	105	108	110
		8,48	**6,20**	**5,06**	**4,39**	**3,92**	**3,58**	**3,32**	**3,10**	**2,92**	**2,77**	**2,64**	**2,53**	**2,43**	**2,34**	**2,26**	**2,19**	**2,13**	**2,07**	**2,01**	**1,94**
Two-span	I, II (f)	40	40	40	40	48	54	61	67	74	78	82	86	89	93	96	99	102	105	108	110
		5,25	**4,32**	**3,87**	**3,58**	**3,37**	**3,21**	**3,08**	**2,98**	**2,89**	**2,77**	**2,64**	**2,53**	**2,43**	**2,34**	**2,26**	**2,19**	**2,13**	**2,07**	**2,01**	**1,94**
		60	61	75	88	100	111	122	135	147	157	164	172	179	185	192	198	205	211	216	219
	III (f)	40	40	40	40	48	54	61	67	74	78	82	86	89	93	96	99	102	105	108	110
		3,22	**3,22**	**3,22**	**3,22**	**3,22**	**3,21**	**3,08**	**2,98**	**2,89**	**2,77**	**2,64**	**2,53**	**2,43**	**2,34**	**2,26**	**2,19**	**2,13**	**2,07**	**2,01**	**1,94**
		60	60	68	82	97	111	122	135	147	157	164	172	179	185	192	198	205	211	216	219
Three-span	I, II (f)	40	40	40	42	49	55	61	66	71	77	82	86	89	93	96	99	102	105	108	110
		6,46	**4,85**	**4,14**	**3,72**	**3,44**	**3,22**	**3,06**	**2,92**	**2,81**	**2,71**	**2,63**	**2,53**	**2,43**	**2,34**	**2,26**	**2,19**	**2,13**	**2,07**	**2,01**	**1,94**
		60	60	70	84	97	109	121	132	143	153	164	172	179	185	192	198	205	211	216	219
	III (f)	40	40	40	40	44	53	61	66	71	77	82	86	89	93	96	99	102	105	108	110
		3,10	**3,10**	**3,10**	**3,10**	**3,10**	**3,10**	**3,06**	**2,92**	**2,81**	**2,71**	**2,63**	**2,53**	**2,43**	**2,34**	**2,26**	**2,19**	**2,13**	**2,07**	**2,01**	**1,94**
		60	60	60	70	88	105	121	132	143	153	164	172	179	185	192	198	205	211	216	219

The information on how to use the tables (see page 52) is to be considered. The following spans have been analysed for the most unfavourable load case combination of wind and temperature.

FischerFIREPROOF LL 100 0,55/0,50
(Foam system FTS02)

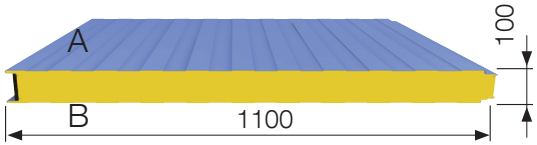

Wind suction load

Structural System	Colour group	Wind suction in kN/m²																			
		-0,25	-0,50	-0,75	-1,00	-1,25	-1,50	-1,75	-2,00	-2,25	-2,50	-2,75	-3,00	-3,25	-3,50	-3,75	-4,00	-4,25	-4,50	-4,75	-5,00
Single-span	I, II, III (f)	**8,33**	**5,89**	**4,81**	**4,16**	**3,73**	**3,40**	**3,15**	**2,94**	**2,78**	**2,63**	**2,51**	**2,40**	**2,31**	**2,23**	**2,15**	**2,08**	**2,02**	**1,96**	**1,91**	**1,86**
Two-span	I (f)	**7,65**	**5,89**	**4,81**	**4,16**	**3,73**	**3,40**	**3,15**	**2,94**	**2,78**	**2,63**	**2,51**	**2,40**	**2,31**	**2,23**	**2,15**	**2,08**	**2,02**	**1,96**	**1,91**	**1,86**
	II (f)	**5,51**	**4,64**	**4,20**	**3,91**	**3,70**	**3,40**	**3,15**	**2,94**	**2,78**	**2,63**	**2,51**	**2,40**	**2,31**	**2,23**	**2,15**	**2,08**	**2,02**	**1,96**	**1,91**	**1,86**
	III (f)	**3,22**	**3,22**	**3,16**	**3,04**	**2,95**	**2,87**	**2,80**	**2,74**	**2,69**	**2,63**	**2,51**	**2,40**	**2,31**	**2,23**	**2,15**	**2,08**	**2,02**	**1,96**	**1,91**	**1,86**
Three-span	I (f)	**8,33**	**5,89**	**4,81**	**4,16**	**3,73**	**3,40**	**3,15**	**2,94**	**2,78**	**2,63**	**2,51**	**2,40**	**2,31**	**2,23**	**2,15**	**2,08**	**2,02**	**1,96**	**1,91**	**1,86**
	II (f)	**7,16**	**5,40**	**4,63**	**4,16**	**3,73**	**3,40**	**3,15**	**2,94**	**2,78**	**2,63**	**2,51**	**2,40**	**2,31**	**2,23**	**2,15**	**2,08**	**2,02**	**1,96**	**1,91**	**1,86**
	III (f)	**3,10**	**3,10**	**3,06**	**2,90**	**2,78**	**2,68**	**2,60**	**2,53**	**2,47**	**2,42**	**2,37**	**2,32**	**2,28**	**2,23**	**2,15**	**2,08**	**2,02**	**1,96**	**1,91**	**1,86**

The information on how to use the tables (see page 52) is to be considered. The following spans have been analysed for the most unfavourable load case combination of wind and temperature.

INFORMATION ON THE ROOF ELEMENT TABLES

When using the tables, please note:

- The characteristic loads should be determined according to the applicable regulations (e.g., DIN standards, Eurocodes).
- The minimum span for the actual application should be selected from the two tables (i.e. snow and wind suction).
- The values for roof elements only apply to closed buildings in the sense of EC 1 (DIN EN V 1991-1-1) or DIN 1055, part 4 (wind only as wind suction, i.e. acting from beneath to the top).
- For two- and three-span girders, only approximately equal span ratios are permissible (approx. 1.0 ≤ min. l/max. l ≤ 0.8).
- For colour groups I (very light), II (light) and III (dark), see approval, appendix A, para. 3.4.2.
- The table of spans applies to buildings with normal indoor conditions (e.g. no cold stores, deep-freeze stores or ripening chambers).
- Permissible spans are quoted in meters [m]. For the required supporting widths, see also the example below.
- Maximum deflection is l/100 under most unfavourable conditions, please refer to approval, appendix A, para. 7.6 including long-term behaviour (additional line for colour group marked with (f) and highlighted in grey).
- The quoted spans apply to multi span girders for a maximum of 3 screws per intermediate support line and meter. For more than 3 screws per m, the crease stress as defined in the approval must be checked.
- Structural analyses for fasteners (screw head deflection and anchoring against wind suction) are to be provided on a case by case basis.
- Special information on strength, design parameters and their supervision should be taken from the structural analysis for the type concerned.
- The data is based on approval no. Z-10.4-540 dated May 2011.

EXAMPLE

from table „Snow load“:

46 — Required end supporting width [mm]

5.65 — Permissible span [m]

92 — Required intermediate supporting width [mm]

from table „Wind suction“: **6.05** Permissible span [m]

Permissible span = 5.65 m

FischerFIREPROOF DL 140 0,55/0,45
(Foam system FTS02)

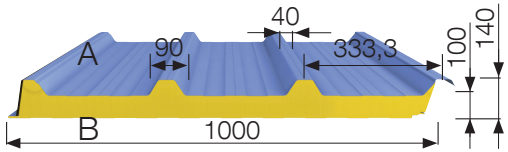

Permissible purlin spacing L [m] for Snow load

Structural System	Colour group	Snow load in kN/m²																			
		0,25	0,50	0,75	1,00	1,25	1,50	1,75	2,00	2,25	2,50	2,75	3,00	3,25	3,50	3,75	4,00	4,25	4,50	4,75	5,00
Single-span	I, II, III	47	58	65	68	71	73	76	78	78	78	79	79	79	80	80	81	82	82	83	84
		10,80	**8,03**	**6,48**	**5,31**	**4,52**	**3,96**	**3,56**	**3,21**	**2,88**	**2,62**	**2,40**	**2,22**	**2,06**	**1,93**	**1,82**	**1,72**	**1,64**	**1,56**	**1,50**	**1,44**
	I, II, III (f)	40	48	56	64	70	73	76	78	78	78	79	79	79	80	80	81	82	82	83	84
		8,37	**6,66**	**5,64**	**4,95**	**4,44**	**3,96**	**3,56**	**3,21**	**2,88**	**2,62**	**2,40**	**2,22**	**2,06**	**1,93**	**1,82**	**1,72**	**1,64**	**1,56**	**1,50**	**1,44**
Two-span	I, II, III (f)	40	40	47	50	54	57	60	63	66	68	70	73	75	77	79	81	82	82	83	84
		5,34	**5,34**	**4,64**	**3,92**	**3,44**	**3,08**	**2,81**	**2,60**	**2,42**	**2,28**	**2,15**	**2,05**	**1,95**	**1,87**	**1,80**	**1,72**	**1,64**	**1,56**	**1,50**	**1,44**
		60	76	93	100	108	114	120	126	131	136	140	145	149	154	158	161	163	164	166	167
Three-span	I, II. III (f)	40	47	52	56	60	63	67	70	73	75	78	79	79	80	80	81	82	82	83	84
		7,05	**6,48**	**5,16**	**4,36**	**3,81**	**3,41**	**3,11**	**2,87**	**2,68**	**2,52**	**2,38**	**2,22**	**2,06**	**1,93**	**1,82**	**1,72**	**1,64**	**1,56**	**1,50**	**1,44**
		61	93	103	112	119	126	133	139	145	150	155	158	158	159	160	161	163	164	166	167

Permissible purlin spacing L [m] for wind suction load

Structural System	Colour group	Wind suction in kN/m²																			
		-0,25	-0,50	-0,75	-1,00	-1,25	-1,50	-1,75	-2,00	-2,25	-2,50	-2,75	-3,00	-3,25	-3,50	-3,75	-4,00	-4,25	-4,50	-4,75	-5,00
Single-span	I, II, III (f)	**11,16**	**6,64**	**5,19**	**4,42**	**3,93**	**3,57**	**3,30**	**3,09**	**2,92**	**2,77**	**2,65**	**2,54**	**2,45**	**2,37**	**2,30**	**2,23**	**2,17**	**2,12**	**2,06**	**2,02**
Two-span	I, II, III (f)	**5,34**	**5,34**	**5,19**	**4,42**	**3,93**	**3,57**	**3,30**	**3,09**	**2,92**	**2,77**	**2,65**	**2,54**	**2,45**	**2,37**	**2,30**	**2,23**	**2,17**	**2,10**	**2,02**	**1,95**
Three-span	I, II, III (f)	**7,05**	**6,64**	**5,19**	**4,42**	**3,93**	**3,57**	**3,30**	**3,09**	**2,92**	**2,77**	**2,65**	**2,54**	**2,45**	**2,37**	**2,30**	**2,23**	**2,17**	**2,11**	**2,06**	**2,02**

The information on how to use the tables (see page 55) is to be considered. The following spans have been analysed for the most unfavourable load case combination of wind and temperature.

FISCHER PROFIL*

Product range

FischerTHERM

FischerTRAPEZ



FischerTRAPEZ-Acoustic



FischerKASSETTE

FischerKASSETTE-Acoustic

FischerWELLE



FischerPANEEL



FischerKLIPTEC

Flashings and accessories







This information has been created in the knowledge and belief that it is accurate. Tata steel and its subsidiaries does not accept responsibility or liability for errors or information which is found to be misleading. Reproduction is prohibited.

Fischer Profil GmbH · Waldstraße 67 · D-57250 Netphen-Deuz · Telefon +49 (0)27 37/5 08-3 19 · Telefax +49 (0)27 37/ 5 08-3 13
E-Mail: info@fischerprofil.de · http://www.fischerprofil.com

06.2012 Data subject to change without notice