



ACHTUNG ATTENTION  
ATENȚIE RESPETO




VØRDNAD  
AKTELSE

# Safety information

## Pick-up of material

*Sicherheitshinweise*



# Loading Information

**Instructions from FP personnel are to be complied with. If, because of the product, you are unclear how to restrain the load correctly, please ask FP staff.**



Reversing is only permitted with the help of a Banksman



Smoking is only permitted in the designated smoking cabins



Ensure your loading number/ position is clearly visible behind the windscreen.



At the loading bay ensure, that if necessary, both sides of the vehicle and the roof is fully opened and the load bed is clean and cleared of items. Wait for instructions from FP staff before entering the loading bay .



# Loading Information

**During loading, the driver must wait in the driver's waiting area which is close to where loading takes place. He may only participate in the loading (i.e. the placing non slip mats) on the instruction of FP staff.**

Adequate amounts of anti-slip mats are to be used.



The driver is responsible for securing the load. Ladders or platforms are always to be used when accessing the back of the vehicle.



Edge protectors are always to be used under lashings.





If FischerTHERM is loaded at the same height, wooden beams are to be placed across the load and belts tensioned over the beams.



Once the load has been restrained please inform the Foreman. He will take a photograph and carry out a final inspection. Only then can the vehicle be closed up.




**Unloading of coils**


**Registration of coils**

Entrance

P

Trans-connect

GATE 12

GATE 3

GATE 1

one-way street

one-way street



**Collection area**

(in case of emergency)

Fischer Profil Office

EXIT